

BENINCA[®]

TECHNOLOGY TO OPEN



E N G L I S H C A T A L O G U E



Made in Italy

BENINCA[®]
TECHNOLOGY TO OPEN

40 years

1979 | 2019





AUTOMATION VILLAGE EXPANDS. THE NEW **FOOD&LIVING** AREA





1979


HEADQUARTER RESTAURANT

In 2013, the Automation Village opened inside the Benincà Group headquarters. Here, company representatives could meet with clients, partners and friends, and make hospitality a way of life. This area was created for the theoretical and practical training of professionals, also with a laboratory inside our showroom area. The personal relationships that we have created during these years with our [#automationspecialists](#) needed a place where professional and human aspects could blend even more effectively. The new Food&Living was created to fill this very need. An environment measuring 250 square meters, structured into areas: a restaurant where people can enjoy great food together, a game area where they can practice team building and play together, and a fitness area where they might even meet other employees. It was a way of thinking about professional relationships, which are first and foremost relationships between people. A way of creating relationships that is already written in our DNA and that we carry around every day of our lives. The importance of people. The importance of the FaceToFace relationship inside and outside the company.






AN INTELLIGENT HOME? BeMOVE



bemove.beninca.com

BeMOVE is the new app that allows you to connect the objects and devices in your home simply and quickly. A connected home optimises the use of automation technology, lighting or garden watering. Through scenario management, use of time-band devices or activation of controls through the smartphone GPS function, this system does everything that we want, when we want it done, and especially when we are not home. In addition to the application, the system has a **central gateway (HOOP)**, which acts as the interface between the associated products. A dialogue in which 868MHz transceiver modules are used not only to send commands, but also to receive status feedback (bidirectional communication). It is no longer necessary to check in person whether you have left the lights on or the gate open: BeMOVE will check for you at any time. **The future is here.**

Find out more on page 176.



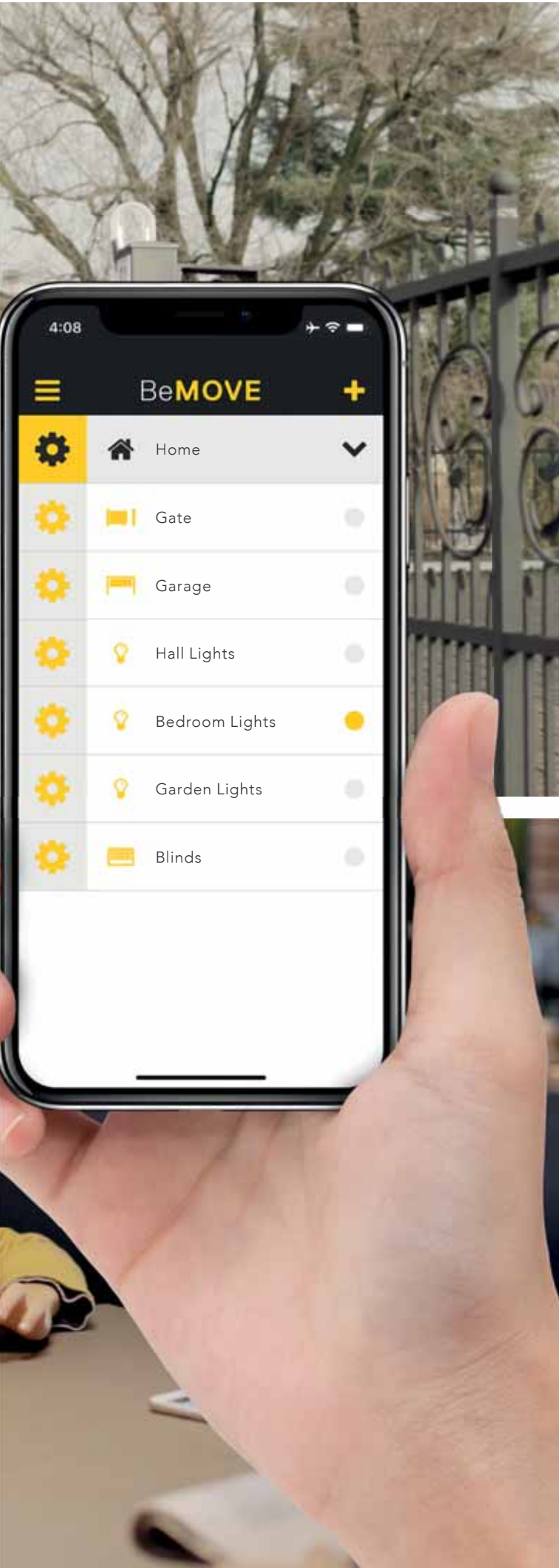
BeUP. ESPECIALLY FOR PROFESSIONALS

beninca.com/page/beup.html

BeUP is the new application for professionals, available for iOS and Android. It enables them to be constantly updated on product news, consult instruction manuals, access online training and much more. The installer can configure the BeMOVE systems easily and quickly, storing the installations in the address book and associating the products present in that specific system. In addition, BeUP allows him to configure BeMOVE systems.

Choose to do the best work you possibly can.





hnp G A T E W A Y



This is the heart of the BeMOVE system, the central gateway with its modern linear design, ideal for any residential context, also thanks to the three different installation modes (set upright on its base, set on one side, wall mounted). HOOP allows users to manage 74 devices through radio transmissions on a frequency of 433 MHz integrated with eight channels and triple coding: Advanced Rolling Code, Rolling Code and Fixed Code. Integrated WiFi module that allows direct connection to the automation device control unit.

g.MOVE



868 MHz transceiver module for remote control of automation systems or devices. HOOP can be installed on the control units of the systems that are to be managed or externally on a wall, thanks to the practical clip cover lid. Equipped with two voltage free control inputs and two 250V 5A relay outputs (resistive load), the unit can be powered with 12 or 24 VAC/DC. Equipped with a 868 MHz stylus antenna, 9 cm long with RGB LED for diagnostics and programming.



TO.GO EVERYWHERE

At home, in the car or simply on your keychain, TO.GO is the transmitter that you always take with you. It also has a new line of dedicated accessories. This transmitter has been in the Benincà electronics range for a few years. It now has a new, more compact design and uses the new ARC coding, which makes it the perfect combination of functionality, safety, reliability and simplicity. It comes in three colour variants to also identify the three available types of coding: Advanced Rolling Code only (TO.GO_A), double coding - Advanced Rolling Code and Rolling Code (TO.GO_VA), or double coding - Advanced Rolling Code and Fixed Code (TO.GO_AK). All three versions are available with 2 or 4 channels.

Find out more on page 178.



LONG LIFE BATTERY
12 V battery guarantees maximum lifespan



128 BIT SECURITY
New ARC coding guarantees maximum security against cloning through the length of its transmitted code



LONG RANGE
High Free Air Delivery, 230 m.





TO.CLIP



TO.CLIP is the accessory for TO.GO remote transmitters. It clips to the sun visor, the air vents in your car, or to the wall.



SMART



SMART is the cover that allows you to turn the TO.GO transmitter into an actual wall-mounted push button panel. In a few simple steps, SMART lets you manage automatic entrances, garden irrigation systems or outdoor lights without the need for expensive renovation work to cable the control unit inside the house. Transform your transmitter into a wall-mounted keypad: choose SMART, the push button panel with a soul: TO.GO.



AWO



AWO is a new generation antenna with an elegant external box that fits in perfectly with any residential setting.



CHOOSE TO BE **HAPPY**

HAPPY is here, the new transmitter that easily changes its look to adapt to our style. Its simple and essential design also recalls one of the most famous historical periods, the 1950s. The hints in shape and the spirit of the product are to rediscover the importance of essential things, of the joy of living, and of being together. Two versions are available, and both have double coding with two or four channels: Advanced Rolling Code and Fixed Code (HAPPY.2/4AK), or Advanced Rolling Code and Rolling Code (HAPPY.2/4VA). Changing the colour of this transmitter is simple and easy with the interchangeable covers, available in three colours: yellow, orange and light blue. This allows for a greater degree of customisation.

Find out more on page 184.

Happy




LONG LIFE BATTERY
12 V battery guarantees maximum lifespan




128 BIT SECURITY
New ARC coding guarantees maximum security against cloning through the length of its transmitted code



LONG RANGE
High Free Air Delivery, 230 m.





beninca.com/page/happy.html



IRIDE. PASSIONE ITALIANA



beninca.com/page/iride.html

IRI.TX

IRI.TX is the reference product of the IRIDE accessory line, which blends quality, elegance and experience to form a carefully designed range with distinct details. This product was conceived to add value to every installation. It comes in two colours that identify the different coding options, and it is signed directly by Aldo and Luigi Benincà, the group's founders.

Find out more on page 188.



LONG LIFE BATTERY
12 V battery guarantees maximum lifespan



128 BIT SECURITY
New ARC coding guarantees maximum security against cloning through the length of its transmitted code



LONG RANGE
High Free Air Delivery, 230 m.





IRI.LAMP



Full-range (20÷255 VAC/DC) low-energy new-generation flashing lamp with built-in aerial (1 W). IRI.LAMP is quick and easy to install and, as the flashing function comes as standard, it can also be installed in existing systems with control units that have this function.

IRI.KPAD



Vandal-proof digital keypad with aluminium casing, polished glass-effect front panel and chrome-plated mechanical metal buttons with LED back-lighting. Available in two versions, wired or wireless with triple radio coding. Quick and easy to install.

IRI.CELL



Metal vandal-proof cover to protect the photocells from tampering or accidental breakages. IRI.CELL is compatible with the photocells PUPILLA/PUPILLA.R and maintains perfect orientation over 180°. Quick and easy to assemble with a refined design with concealed screw.



INTEGRATION AT YOUR FINGERTIPS. **KNX** **PROTOCOL**



In the world of home automation, intelligent home and building management, solutions are always needed to allow the connection of several objects and devices that are very different from one another. There are different ways of reaching remote control modes and an integration of different types of devices. One of these is KNX protocol. This protocol is one of the world's open standards. It allows automated and decentralised management of technological systems in a broad range of structures (buildings, industries, offices, etc.) from a standpoint of evolved construction that adds value to services for people, comfort and energy efficiency.



X.BE



X.BE is the new electronic interface board between the KNX home automation system and Benincà automation devices invented inside the Smart Home project. This module allows integrated management of the automation devices with the KNX home automation system. With a KNX supervision system, users can control automation, query the status of inputs, or simply access statistical parameters (such as the number of maneuvers to manage scheduled maintenance). Integration of the KNX system makes it possible to bring the intelligence of home automation to gate automation, creating the option of configuring scenarios or sending commands automatically under certain conditions through the connection of only 2 wires (KNX bus).





BULL TURBO: THE PERFECT COMBINATION OF SPEED AND SAFETY



BULL624 TURBO

New motor for sliding gates up to 600 kg with 24 VDC, equipped with switching power supply (115/230 VAC). Control unit integrated into the upper part of the motor and equipped with virtual encoder that allows excellent management of the slowing-down phases, and also tracing the movement (STC system). Quick and easy to install, the new fast motor for sliding gates has a new function that allows self-programming from the transmitter. BULL624 TURBO is able to guarantee maximum speed and safety in all phases, thanks to evolved electronics. The automation device can be integrated into KNX home automation systems. BULL624 Turbo is the perfect combination of speed and safety. **Maximum maneuver speed is 25,5 m/min.**

Find out more on page 64.




BULL1224 TURBO



New motor for sliding gates up to 1200 kg with 24 VDC, equipped with switching power supply (115/230 VAC). Control unit integrated into the upper part of the motor and equipped with virtual encoder that allows excellent management of the slowing-down phases, and also tracing the movement (STC system).

Quick and easy to install, the new fast motor for sliding gates has a new function that allows self-programming from the transmitter. BULL1224 TURBO is able to guarantee maximum speed and safety in all phases, thanks to evolved electronics. The automation device can be integrated into KNX home automation systems. **Maximum maneuver speed is 24 m/min.**

Find out more on page 72.



WATCH THE VIDEO



BULL20 HE SAFETY AND CONTINUOUS OPERATION



BULL20 HE

Sturdy, high performance geared motor for sliding gates up to 2000 kg. Ideal for industrial and condominium gates, BULL20 HE has a new electric motor designed to guarantee intense cycles of use, even in undesirable environmental conditions. Self-ventilated and lubricated with oil, it limits the heat production and reaches a high number of consecutive maneuvers. Incorporated control unit and encoder make it perfect for industrial applications.

Find out more on page 84.





BULL1524 PROGRAMMING FROM TRANSMITTER



BULL1524



Ideal for condominium sliding gates up to 1500 kg, the new sliding motor has an incorporated control unit that allows up to 2048 codes to be memorised, and an integrated switching power supply (85÷265 VAC) that reduces energy consumption and ensures that the actuator has a long lifespan. The virtual encoder means that the slowing-down phases can be properly managed, the movement can be tracked (STC system), and the torque can be managed in relation to the position of the gate, which guarantees maximum safety. Fast and easy to install, thanks to the self-programming function with the radio transmitter, which can be activated at the first installation.

Find out more on page 78.



BULL17 OMI and YAK25 OTI, HIGH PERFORMANCE FOR INDUSTRIAL GATES



INVERTER
TECHNOLOGY

The evolution of automation devices for sliding industrial gates has fostered the development of new models with certain performance levels and features. Both YAK25 OTI and BULL17 OMI have inverter devices that can increase safety considerably, becoming a fundamental tool for compliance with standards, especially in cases of installations with significant weights and loads that are typical of industrial contexts. These devices also provide the option of regulating speed depending on the weight of the gate, and reduce the mechanical stress to increase the actuator lifespan.



BULL17 OMI



In condominium installations and for gates up to 1700 kg, the new BULL17 OMI model with oil lubricated reductions is a high quality product able to guarantee maximum security through its evolved electronics. The integrated control unit is equipped with an inverter, which makes it possible to control the position of the motor by measuring the intensity and the offset between the currents (virtual encoder). All this means anti-crushing safety and it represents the ideal solution in contexts characterised by an intensive use.

Maximum maneuver speed is 24 m/min.

Find out more on page 80.



YAK25 OTI



YAK25 OTI is the new ventilated three-phase 230 VAC geared motor with oil lubricated metal reductions designed for sliding gates up to 2500 kg, ideal in situations where intensive use is a must. The integrated control unit is equipped with an inverter, which makes it possible to control the position of the motor by measuring the intensity and the offset between the currents (virtual encoder). These features, in industrial installations, mean maximum anti-crushing safety thanks to the possibility of adjusting and managing the slowing-down phases, speed and torque.

Maximum maneuver speed is 24 m/min.

Find out more on page 86.



THE VN RANGE EXPANDS

New range of automation devices for sectional and rolling industrial doors from the VN series. Many improvements have been made compared to the previous models, including a new plastic box that makes wiring the motor easier, thanks to the position of the front clip connector and the possibility of reaching three different positions with the wiring. In case of particularly easy installations, single phase models with quick release or manual maneuver also have a version with an integrated UP control unit (VN.S20 UP / VN.S40 UP / VN.M40 UP / VN.M20 UP). The most important new feature for this range of automation devices is certainly the new encoder in the VN.__20 single phase and three phase versions with manual block or override (VN.S20ESW / VN.ST20ESW / VN.MT20ESW / VN.M20ESW). This device allows for the regulation of the positions of the opening and closing limit switches on the door directly from the control unit. In addition to this, the versions with encoder have a practical quick connect wiring system to reduce and optimise the installation time.

Find out more on page 102.



	VN.M20	VN.M40	VN.MT20	VN.MT40	VN.M20UP	VN.M40UP	VN.M20ESW	VN.MT20ESW	VN.S20	VN.S40	VN.ST20	VN.S20UP	VN.S40UP	VN.S20ESW	VN.ST20ESW
Chain operated movement	•	•	•	•	•	•	•	•							
Quick release									•	•		•	•	•	•
Single phase 230 V motor	•	•			•	•	•		•	•		•	•	•	
Three-phase 400 V motor			•	•				•			•				•
N° 4 cams limit switch	•	•	•	•	•	•			•	•	•	•	•		
New plastic box	•	•	•	•	•	•	•	•	•	•	•	•	•	•	•
Integrated deadman's switch control unit					•	•						•	•		
Quick wiring system							•	•						•	•
Absolute encoder							•	•						•	•
Kit available (motor+cable+control unit)							•								





VN.M



Models equipped with manual chain override.
Single phase versions available with integrated UP control unit. Models with encoder and quick plug-in wiring system (ESW), in versions with 1/20 reduction rate.



VN.S



Models equipped with quick release system.
Single phase versions available with integrated UP control unit. Models with encoder and quick plug-in wiring system (ESW), in versions with 1/20 reduction rate.



INNOVATION AND SECURITY

The dialogue with professional users has enabled us to develop products with a high technological content, guaranteeing security, reliability and high levels of performance. In order to guide the selection within our range of products we have highlighted some of these characteristics by means of a precise series of symbols.

ANTI-CLONING ENCODING

Advanced Rolling Code (ARC) is the code introduced by the company to guarantee maximum anti-cloning security due to the length of the transmitted code (128-bit, rather than 64-bit) and the high number of possible combinations (3.4x1038). All control units and receivers are currently equipped with triple coding. Advanced Rolling Code, Rolling Code and Fixed Code, so we have decided to identify the products exclusively with ARC coding with a new symbol.



433.92 MHz Receiver equipped exclusively with Advanced Rolling Code (ARC)

INNOVATION AND COMPLIANCE WITH REGULATIONS



This is the device which guarantees maximum precision during the automation manoeuvring steps. In the operators it indicates the physical presence of the device, in the control units it indicates its management.



The control unit recreates the encoder signal starting from the measurement of certain parameters of the electric motor.



Intelligent power control system that allows obtaining dynamic data through a precise calculation of the thrust. The system is able to locate any critical points and adjust the torque accordingly in relation to actual requirements and according to measured performance.



This is a protocol for connection with KNX home automation systems by connection of the X.BE card (optional).

PERFORMANCE



This identifies that a product belongs to a range of products characterised by an opening speed which is much higher than standard values.



The inverter technology allows the speed of the motor to be gradually varied, during both acceleration and deceleration, as well as guaranteeing a more precise adjustment of the gate movement phases and a greater anti-crushing safety.

FUNCTIONS



Compatibility with Advantouch device. The system allows a simplified management of transmitters and receivers, with the possibility of managing lists by deleting or storing transmitters in an easy and quick manner.



This function automatically adjusts the operational parameters for simplifying the system's installation and testing operations.



This is used to set the number of cycles after which the required maintenance of the system is signaled.



This allows a code to be entered for protection of the control unit programming, to prevent access to menus and modification of parameters.



This indicates the number of transmitters which can be stored inside the receiver.

QUALITY AND MADE IN ITALY

In-house production and careful selection of the materials are key elements of our "doing automation". Craftsmanship has evolved over the years to create space for industrial processes, enabling us to achieve many more of those objectives of excellence which form part of our DNA.



100%
Made in Italy

Thanks to the passion for our work and the investments made, we have always maintained in-house production over the years. This has enabled us to obtain the 100% made in Italy certificate.



The Automatismi Benincà quality control system has been certified by TÜV Italia in accordance with ISO 9001. The certificate declares compliance with international standard ISO 9001 and confirms the undertaking of the company to safeguard the organisational system as required by the standard.



All the products are subjected to pre-compliance tests with the aim of verifying immunity to disturbances and emissions within the maximum limits according to EU regulations. This demonstrates whether the product is able to obtain CE certification. All the Benincà products have obtained this certification.



Being a KNX member means developing products which are certified by the association as compatible with the universal protocol for management of houses and buildings in general. Integration of systems with this protocol in fact makes the automation devices perfectly compatible with the most sophisticated home automation systems.



INDEX

100 AUTOMATIONS FOR SWING GATES **28****LINEAR WORM SCREWS**

BOB21M BOB2124E	32
BOB30M BOB3024E	34
BOB50M BOB5024E	36

LINEAR TELESCOPIC OPERATORS

BILL30M	38
BILL40M BILL4024	40
BILL50M BILL50ML	42

ARTICULATED ARM

KBN24	44
MB24 MBE24	46
PREMIER PREMIER24	48

UNDERGROUND INSTALLATION

DU.IT14N DU.IT24NVE	50
DU.350N	52

101 AUTOMATIONS FOR SLIDING GATES **54****RESIDENTIAL USE**

KPONY	56
BULL424ESA	58
BULL5M	60
BULL8M	66

COMMERCIAL USE

BULL624ESA	62
BULL624 TURBO	64
BULL8 OM	68
BULL10M	70
BULL1224 TURBO	72
BULL15M	74
BULL15M.S-HM	76
BULL1524	78

COMMERCIAL | INDUSTRIAL USE

BULL20 HE	84
-----------	----

INDUSTRIAL USE

BULL17 OM	80
BULL20M BULL20T	82
YAK25 OTI	86
BISON25 OTI	88
BISON35 OTI BISON35 OTIL	90
BISON45 OTI	92

102 AUTOMATIONS FOR GARAGE & INDUSTRIAL DOORS **94****RESIDENTIAL | COMMERCIAL USE**

ZED ZED24	96
JIM	98
JIM TURBO	100

INDUSTRIAL USE

VN.S VN.M VN.ST VN.MT	102
VN.S UP VN.M UP	104
VN.S ESW VN.M ESW VN.ST ESW VN.MT ESW	106
VN.MT40V	108
VN.S40V	110
ADAM ADAM24	112

103 ROAD BARRIERS & CAR PARK SAVER **114**

EVA.5	116
EVA.7	118
EVA.8	120
LADY	122
LADY.5	124
VE.650	126
VE.SOR VE.SOM	128

104 CONTROL UNITS **130****EXTERNAL CONTROL UNITS**

SUN SYSTEM	132
------------	-----

230 Vac

BRAINY	134
HEADY	135
CORE	136
MATRIX	137
LOGICA	138
CELL.P	139

230 Vac | 400 Vac

WAVE 230	140
THINKY	141
START	142

24 Vdc

BRAINY24+	143
BRAINY24	144
HEADY24	145
LOGICA24	146
DA.SO4	147

INTERNAL CONTROL UNITS

230 Vac	149
----------------	-----

230 - 400 Vac

24 Vdc	159
---------------	-----

105 ELECTRONIC COMMAND & CONTROL **174****SMART HOME**

HOOP i.HOOP g.MOVE	176
------------------------	-----

TRANSMITTERS

TO.GO2A TO.GO4A TO.GO2AS TO.GO4AS	178
TO.GO2VA TO.GO4VA TO.GO4QV	180
TO.GO2AK TO.GO4AK	182
HAPPY.2VA HAPPY.4VA	184
HAPPY.2AK HAPPY.4AK	186
IRI.TX4VA IRI.TX4AK	188

UNIVERSAL RECEIVERS

ONE.2	190
ONE4WB	191
ESA BASIC	192
CALL	193

PROGRAMMING SYSTEMS

ADVANTOUCH	194
------------	-----

106 WARNING DEVICES AND SIGNALS **196**

FLASHING LIGHTS	198
DIGITAL KEYPAD	200
PHOTOCELLS	202
TRANSPONDER DEVICES	204
PUSH BUTTONS	205
KEY SELECTORS	206
COLUMNS	207
RF.SUN RF SC.RF	208
SAFETY DEVICES	210

107 ALPHABETIC CATALOGUE **212****108** GENERAL TERMS OF SALE **216****109** HOW TO REACH US **217****110** BENINCÀ AROUND THE WORLD **218****111** THE BENINCÀ GROUP **220**



INSTALLATION GUIDE

Training

This section provides some suggestions and advice on selecting and installing the automated device. We have chosen to go into detail on two aspects. The first is the “duty cycle” shown in the technical data of all our products; the second is the effect of the installation geometry on motors for swing gates (linear and telescopic).

With regard to installation geometry, where the dimensions indicated in the manual cannot be used, this guide can give suggestions on how to install the system correctly. However, the duty cycle is considered important when assessing the type of motor to use and understanding how this calculation can be an important element in the selection process.

The **duty cycle** indicated in the technical data is the **ratio between ON time and OFF time**, expressed as a %, which, if complied with, enables the actuator to be used without the thermal protection intervening.

For example, to calculate the possible operating cycle on a 6-meter long sliding gate, with a maneuver speed of 10 m/minute (omitting slow-downs), a TCA = 30 seconds and a duty cycle of 30%, we can calculate:

t_{on} = Opening time + Closing time = The time during which the gate is moving

$$\text{Opening time} = \text{Closing time} = \frac{6 \text{ m}}{10 \text{ m/minute}} = 0.6 \text{ minutes} = 36 \text{ seconds}$$

We can calculate the t_{off} , which is the pause time, i.e. the time when the gate is not moving:

t_{off} = TCA + Pause between one cycle and the next

Given that the duty cycle is 30%, this means that:

$$\frac{t_{on}}{t_{off}} = 30 \% = 0.3 \quad \text{so:} \quad t_{off} = \frac{t_{on}}{0.3} = \frac{36 + 36}{0.3} = 240 \text{ seconds}$$

so:

$$\text{Pause between one cycle and the next} = t_{off} - \text{TCA} = 240 - 30 = 210 \text{ secondi} = 3.5 \text{ minuti}$$

Therefore the operating cycle that can be set without the intervention of the thermal protection, is:

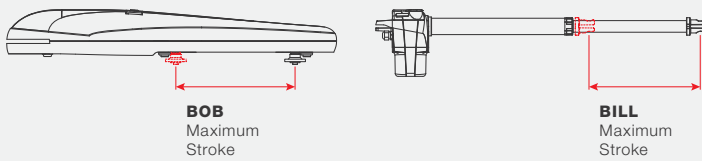
$$\text{Opening} = 36 \text{ seconds, TCA} = 30 \text{ seconds, Closure} = 36 \text{ seconds, Pause} = 210 \text{ seconds}$$

NOTE1: The duty cycle % indicated refers to a **reference ambient temperature**. Temperature changes can have a considerable effect on the duty cycle of the actuator.

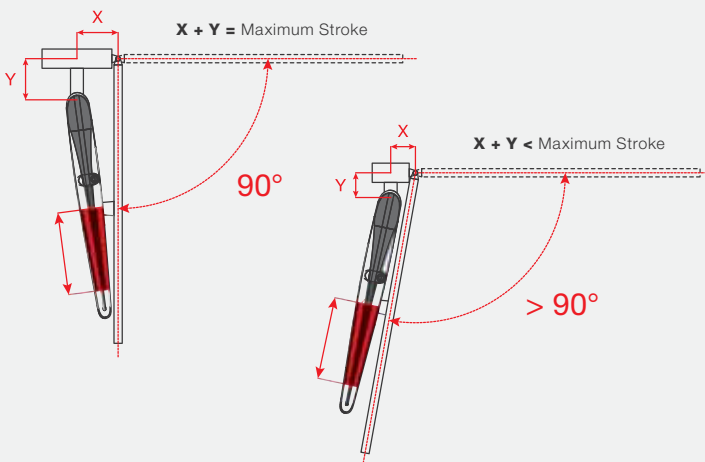
NOTE2: Slow-downs can affect the duty cycle as they increase the ON time for the same stroke length, but generally heat the actuator less than movement at full speed. In general, the movement speed affects the heating curve of motors and electronic components: the greater the speed the greater the heating, but the shorter the maneuver time for the same stroke length.



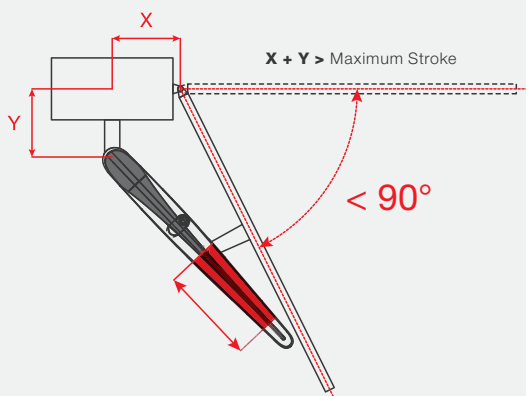
To install the product correctly so that it works properly and in compliance with regulations, please follow the instruction manual. If the dimensions indicated in the manual cannot be used, bear in mind the following general rules:



- For 90° opening, the sum of X+Y must be **less than or equal to** the maximum stroke of the actuator. If X+Y = Maximum Stroke, the entire stroke is used to open 90°. If X+Y < Maximum Stroke, the entire stroke is not used to open 90°. In this case, consider the sum of X+Y to be equal to the actual stroke of the maneuver, therefore the time to open 90° will be **less** than the standard, and the movement speed of the gate will be **higher** than the standard, so special attention must be paid to compliance with the impact curves specified in the regulations.
- To open the gate to an angle of more than 90°, the sum of X+Y must be **less** than the maximum stroke of the actuator.



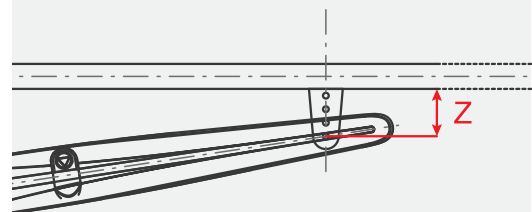
- If X+Y > Maximum Stroke, the opening angle of the gate will be less than 90°.



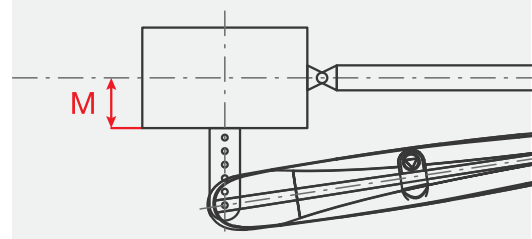
In standard applications, with inward opening, it is good practice to keep the dimensions X and Y almost equal to each other and restrict the difference between them to around 40 mm maximum to **avoid large changes in the speed of the gate during the maneuver**:

- If $X < Y$, in the opening maneuver, the gate starts at a **high speed** and completes the maneuver **slowly**, and vice versa in the closing maneuver (ensure compliance with the impact curves specified in the regulations!);
- However, if $X > Y$, in the opening maneuver, the gate starts **slowly** and completes the maneuver **increasing speed** (ensure compliance with the impact curves specified in the regulations!) and vice versa in the closing maneuver.

- The **minimum dimension Z** is used to prevent the actuator from touching the gate while it is moving: In telescopic models (BILL) this dimension is usually less than in linear models (BOB).



- The **maximum dimension M** is used to prevent the actuator from touching the post during the maneuver.





AUTOMATIONS FOR SWING GATES

LINEAR WORM SCREWS

BOB21
leaf up to 2.1 m

230 Vac

BOB21M
KBOB21M

24 Vdc
intensive use

BOB2124E
KBOB2124E

BOB30
leaf up to 3.0 m

230 Vac

BOB30M
BOB30ME
KBOB30M
KBOB30ME

24 Vdc
intensive use

BOB3024E
KBOB3024E

BOB50
leaf up to 5.0 m

230 Vac

BOB50M
BOB50ME

24 Vdc
intensive use

BOB5024E

CONTROL UNITS

HEADY | BRAINY
HEADY

HEADY24 | BRAINY24
BRAINY24+
HEADY24

HEADY | BRAINY
BRAINY
HEADY
BRAINY

HEADY24 | BRAINY24
BRAINY24+
BRAINY24-SW

HEADY | BRAINY
BRAINY

BRAINY24 | BRAINY24+

LINEAR TELESCOPIC OPERATOR

BILL30
leaf up to 2.5 m

230 Vac

BILL30M
KBILL30M

BILL40
leaf up to 3.5 m

230 Vac

BILL40M
KBILL40M

24 Vdc
intensive use

BILL4024
KBILL4024

BILL50
leaf up to 4.0 m

230 Vac

BILL50M
KBILL50M

BILL50
leaf up to 4.5 m

230 Vac

BILL50ML

CONTROL UNITS

HEADY | BRAINY
HEADY

HEADY | BRAINY
HEADY

HEADY24 | BRAINY24
BRAINY24+
HEADY24

HEADY | BRAINY
HEADY

HEADY | BRAINY



ARTICULATED ARM

KBN24 leaf up to 2.1 m	24 Vdc intensive use	KBN24
MBE leaf up to 2.5 m	24 Vdc intensive use	MB24 MBE24 KMB24
PREMIER leaf up to 3.0 m	230 Vac	PR.45E KPR
	24 Vdc intensive use	PR.45E24 KPR24
PREMIER leaf up to 4.0 m	230 Vac	PR.45EL

CONTROL UNITS

CP.BN*
BRAINY24 BRAINY24+ CP.MBY24* CP.MBY24*
HEADY BRAINY HEADY
BRAINY24 BRAINY24+ BRAINY24
HEADY BRAINY

UNDERGROUND INSTALLATION

DU.IT leaf up to 2.1 m	230 Vac	DU.IT14NV DU.IT14NVE
DU.350 leaf up to 3.0 m	230 Vac	DU.350NV DU.350NVE
DU.IT leaf up to 3.5 m	230 Vac	DU.IT14N DU.IT14NE
	24 Vdc intensive use	DU.IT24NVE
DU.350 leaf up to 4.0 m	230 Vac	DU.350N DU.350NGE

CONTROL UNITS

HEADY BRAINY BRAINY
HEADY BRAINY BRAINY
HEADY BRAINY BRAINY
BRAINY24 BRAINY24+
HEADY BRAINY BRAINY

* Built-in control unit



GUIDE FOR CHOOSING

Choose the weight and the length in the chart and find out the most suitable model

BOB | LINEAR WORM SCREWS

		LEAF MAX WEIGHT									
		200 kg	250 kg	300 kg	350 kg	400 kg	450 kg	500 kg	600 kg	700 kg	800 kg
GATE LENGTH	1.5 m	BOB21M BOB2124E	BOB21M BOB2124E	BOB21M BOB2124E	BOB21M BOB2124E	BOB30M* BOB3024E	BOB50M BOB5024E	BOB50M BOB5024E	BOB50M BOB5024E	BOB50M BOB5024E	BOB50M
	1.8 m	BOB21M BOB2124E	BOB21M BOB2124E	BOB21M BOB2124E	BOB30M* BOB3024E	BOB50M BOB5024E	BOB50M BOB5024E	BOB50M BOB5024E	BOB50M BOB5024E	BOB50M BOB5024E	BOB50M
	2.1 m	BOB21M BOB2124E	BOB21M BOB2124E	BOB30M* BOB3024E	BOB50M BOB5024E	BOB50M BOB5024E	BOB50M BOB5024E	BOB50M BOB5024E	BOB50M BOB5024E	BOB50M BOB5024E	BOB50M
	2.5 m	BOB30M BOB50M BOB3024E BOB5024E	BOB30M BOB50M BOB3024E BOB5024E	BOB50M BOB5024E	BOB50M BOB5024E	BOB50M BOB5024E	BOB50M BOB5024E	BOB50M BOB5024E	BOB50M BOB5024E	BOB50M BOB5024E	BOB50M
	3 m	BOB30M BOB50M BOB3024E BOB5024E	BOB50M BOB5024E	BOB50M BOB5024E	BOB50M BOB5024E	BOB50M BOB5024E	BOB50M BOB5024E	BOB50M BOB5024E	BOB50M BOB5024E	BOB50M BOB5024E	BOB50M
	3.5 m	BOB50M BOB5024E	BOB50M BOB5024E	BOB50M BOB5024E	BOB50M BOB5024E	BOB50M BOB5024E	BOB50M	BOB50M			
	4 m	BOB50M BOB5024E	BOB50M BOB5024E	BOB50M BOB5024E	BOB50M BOB5024E	BOB50M	BOB50M				
	4.5 m	BOB50M BOB5024E	BOB50M BOB5024E	BOB50M BOB5024E	BOB50M	BOB50M					
	5 m	BOB50M BOB5024E	BOB50M BOB5024E	BOB50M	BOB50M						

BILL | LINEAR TELESCOPIC OPERATOR

		LEAF MAX WEIGHT											
		100 kg	150 kg	200 kg	250 kg	300 kg	350 kg	400 kg	450 kg	500 kg	550 kg	650 kg	
GATE LENGTH	1.8 m	BILL30M BILL40M BILL4024	BILL30M BILL40M BILL4024	BILL30M BILL40M BILL4024	BILL30M BILL40M BILL4024	BILL30M BILL40M BILL4024	BILL30M BILL40M BILL4024	BILL40M BILL4024	BILL40M BILL4024	BILL40M BILL4024	BILL40M	---	
	2.1 m	BILL30M BILL40M BILL50M BILL50ML BILL4024	BILL30M BILL40M BILL50M BILL50ML BILL4024	BILL30M BILL40M BILL50M BILL50ML BILL4024	BILL30M BILL40M BILL50M BILL50ML BILL4024	BILL30M BILL40M BILL50M BILL50ML BILL4024	BILL40M BILL50M BILL50ML BILL4024	BILL40M BILL50M BILL50ML BILL4024	BILL40M BILL50M BILL50ML BILL4024	BILL40M BILL50M BILL50ML	BILL50M BILL50ML	BILL50M BILL50ML	BILL50ML
	2.5 m	BILL30M BILL40M BILL50M BILL50ML BILL4024	BILL40M BILL50M BILL50ML BILL4024	BILL40M BILL50M BILL50ML BILL4024	BILL40M BILL50M BILL50ML BILL4024	BILL40M BILL50M BILL50ML BILL4024	BILL40M BILL50M BILL50ML BILL4024	BILL40M BILL50M BILL50ML	BILL50M BILL50ML	BILL50M BILL50ML	BILL50ML		
	3 m	BILL40M BILL50M BILL50ML BILL4024	BILL40M BILL50M BILL50ML	BILL50M BILL50ML	BILL50M BILL50ML	BILL50M BILL50ML	BILL50ML						
	3.5 m	BILL40M BILL50M BILL50ML BILL4024	BILL50M BILL50ML	BILL50M BILL50ML	BILL50ML								
	4 m	BILL50M BILL50ML	BILL50ML										
	4.5 m	BILL50ML											



BEN - MB | ARTICULATED ARM

		LEAF MAX WEIGHT								
		150 kg	200 kg	250 kg	280 kg	300 kg	350 kg	400 kg	500 kg	600 kg
GATE LENGTH	1 m	KBN24	KBN24	KBN24	PR.45E MBE24	PR.45E MBE24	PR.45E MBE24	PR.45E PR.45E24	PR.45E PR.45E24	PR.45E PR.45E24
	1.5 m	KBN24	KBN24	PR.45E MBE24	PR.45E MBE24	PR.45E MBE24	PR.45E MBE24	PR.45E PR.45E24	PR.45E PR.45E24	PR.45E PR.45E24
	1.8 m	KBN24	PR.45E MBE24 KBN24	PR.45E MBE24	PR.45E MBE24	PR.45E MBE24	PR.45E MBE24	PR.45E PR.45E24	PR.45E PR.45E24	PR.45E PR.45E24
	2.1 m	PR.45E MBE24 KBN24	PR.45E MBE24	PR.45E MBE24	PR.45E MBE24	PR.45E PR.45E MBE24	PR.45EL PR.45E PR.45E24	PR.45EL PR.45E PR.45E24	PR.45EL PR.45E PR.45E24	PR.45EL PR.45E PR.45E24
	2.5 m	PR.45E MBE24	PR.45E MBE24	PR.45E MBE24	PR.45E MBE24	PR.45EL PR.45E PR.45E24	PR.45EL PR.45E PR.45E24	PR.45EL PR.45E PR.45E24	PR.45EL PR.45E PR.45E24	PR.45EL
	3 m	PR.45E PR.45E24	PR.45E PR.45E24	PR.45E PR.45E24	PR.45E PR.45E24	PR.45EL PR.45E PR.45E24	PR.45EL PR.45E PR.45E24	PR.45EL PR.45E PR.45E24	PR.45EL	
	3.5 m	PR.45EL	PR.45EL	PR.45EL	PR.45EL	PR.45EL	PR.45EL	PR.45EL		
	4 m	PR.45EL	PR.45EL	PR.45EL	PR.45EL	PR.45EL				

DU.IT - DU.350 | UNDERGROUND INSTALLATION

		LEAF MAX WEIGHT								
		250 kg	300 kg	350 kg	400 kg	500 kg	550 kg	600 kg	700 kg	800 kg
GATE LENGTH	1.5 m	DU.IT14NV/E	DU.IT14NV/E	DU.IT14N/E DU.IT24NVE DU.350NV	DU.IT14N/E DU.IT24NVE DU.350NV	DU.IT14N/E DU.IT24NVE DU.350N/NGE DU.350NV	DU.IT14N/E DU.IT24NVE DU.350N/NGE DU.350NV	DU.IT14N/E DU.350N DU.350NGE DU.350NV	DU.IT14N/E DU.350N DU.350NGE DU.350NV	DU.350N DU.350NGE DU.350NV
	2.1 m	DU.IT14N/E DU.IT14NV/E DU.IT24NVE DU.350NV	DU.IT14N/E DU.IT24NVE DU.350NV	DU.IT14N/E DU.IT24NVE DU.350NV	DU.IT14N/E DU.IT24NVE DU.350N/NGE DU.350NV	DU.IT14N/E DU.IT24NVE DU.350N/NGE DU.350NV	DU.IT14N/E DU.350N DU.350NGE DU.350NV	DU.IT14N/E DU.350N DU.350NGE DU.350NV	DU.350N DU.350NGE DU.350NV	DU.350N DU.350NGE
	2.5 m	DU.IT14N/E DU.IT24NVE DU.350NV	DU.IT14N/E DU.IT24NVE DU.350NV	DU.IT14N/E DU.IT24NVE DU.350NV	DU.IT14N/E DU.IT24NVE DU.350N/NGE DU.350NV	DU.IT14N/E DU.IT24NVE DU.350N/NGE DU.350NV	DU.IT14N/E DU.350N DU.350NGE DU.350NV	DU.IT14N/E DU.350N DU.350NGE DU.350NV	DU.350N DU.350NGE DU.350NV	DU.350N DU.350NGE
	3 m	DU.IT14N/E DU.IT24NVE DU.350NV	DU.IT14N/E DU.IT24NVE DU.350NV	DU.IT14N/E DU.IT24NVE DU.350NV	DU.IT14N/E DU.IT24NVE DU.350N/NGE DU.350NV	DU.IT14N/E DU.350N DU.350NGE DU.350NV	DU.350N DU.350NGE	DU.350N DU.350NGE		
	3.5 m	DU.IT14N/E DU.IT24NVE DU.350N DU.350NGE	DU.IT14N/E DU.IT24NVE DU.350N DU.350NGE	DU.IT14N/E DU.IT24NVE DU.350N DU.350NGE	DU.IT14N/E DU.350N DU.350NGE	DU.IT14N/E DU.350N DU.350NGE	DU.350N DU.350NGE	DU.350N DU.350NGE		
	4 m	DU.350N DU.350NGE	DU.350N DU.350NGE	DU.350N DU.350NGE	DU.350N DU.350NGE	DU.350N DU.350NGE				

NOTES

We recommend the use of an electric lock

* With BOB.SL accessory

In the event of wind and a solid door the operating limits may vary.

230_{VAC}

BOB21M

BOB2124E

24_{VDC}

LINEAR WORM SCREWS

patented FACE gears

up to 2.1 m



CONTROL UNITS:

BOB21M	BRAINY	134
	HEADY	135
BOB2124E	BRAINY24+	143
	BRAINY24	144
	HEADY24	145



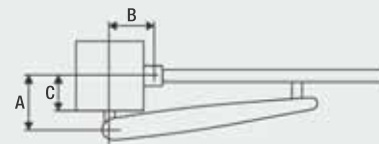
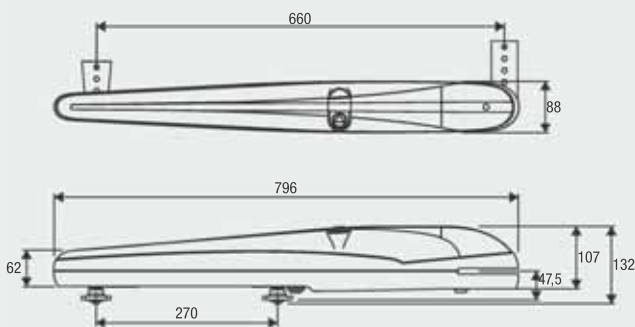
Reliable, quiet, and quick to install geared motor, thanks to its 2 adjustable mechanical stops for opening and closing. Available in the 230 Vac and 24 Vdc versions. Rolled ball screws Ø 20 mm. Easy access release from above.

230 Vac

- Irreversible 230 Vac electromechanical geared motor

24 Vdc | intensive use

- Irreversible 24 Vdc electromechanical geared motor for intensive use, equipped with encoder
- The encoder device ensures maximum safety and precision in the gate moving phases
- Amperometric sensor obstacle detection system to prevent crushing
- Optional battery powered operation



A (mm)	B (mm)	C (mm)
105-135	115-135	50-80

COMPLETE KITS



MOTORS



CONTROL UNIT



PHOTOCELLS



FLASHING LIGHT



SELECTOR



TRANSMITTER

KBOB21M2x **BOB21M**1x **HEADY**1x **PUPILLA.R**1x **LAMPI.LED**1x **TOKEY**1x **TO.GO2VA****KBOB2124E**2x **BOB2124E**1x **HEADY24**1x **PUPILLA.R**1x **LAMPI24.LED**1x **TOKEY**1x **TO.GO2VA**

**BOB.CS**

Lock with personalized key and cover for unlock system.

**B.SR**

Multiposition brackets for one operator.

**B.P**

Screw-on plate.

**DU.V96**

12 Vac/dc vertical electric lock, supplied with counterplate. Permits internal/external release.

**DU.V90**

12 Vac/dc horizontal electric lock, supplied with counterplate. Permits internal/external release.

**DU.9990**

Covering plate for DU.V90.

**E.LOCK**

230 Vac vertical electric lock, supplied with counterplate.

**E.LOCKSE**

Extended cylinder for E.LOCK electric lock. It allows unlocking gates up to 55mm-thick from the outside.

**CABLE.24E**

Cable reel with 5 conductors (2 for motor, 3 for encoder) for connecting the encoder device in the 24 Vdc versions. L= 100 m.

**ID.TA**

Warning board.

**IRI.TX4VA**

4-channel transmitter with Advanced Rolling Code and Rolling Code.

**IRI.TX4AK**


4-channel transmitter with Advanced Rolling Code and Fixed Code.

**IRI.LAMP**

White full range flashing light, 20-255 VAC with built-in aerial.

**IRI.KPAD**

Battery operated wireless vandal-proof digital keypad with alert buzzer and backlit buttons. Triple coding: Rolling Code, Programmable Code and Advanced Rolling Code. 254 memorisable codes.

**IRI.CELL**

Pair of vandal-proof metal covers for PUPILLA/PUPILLA.R photocells, comprising front and rear shells with concealed screw. They can maintain perfect orientation over 180°.

**PUPILLA**

Pair of photocells adjustable to 180°. Option to synchronise up to 4 pairs, 24 VAC/DC power supply. Easy adjustment through a LED that signals optimal alignment. Compact size: 36x110x35 mm

**BRAINY24.CB-SW**

Accessory equipped with 1.2 Ah batteries and support bracket.

**BRAINY24.CB**

Accessory with CBY.24V battery charger, 1.2 Ah batteries and support bracket.

TECHNICAL DATA	BOB21M*	BOB2124E*
Power supply	230 Vac (50-60Hz)	230 Vac (50-60Hz)
Motor supply	230 Vac	24 Vdc
Max absorbed current	1.5 A	5.5 A
Max Thrust	1800 N	1800 N
Opening time	18"	9" - 21"
Duty cycle	30%	intensive use
Standard stroke	270 mm	270 mm
Max stroke	325 mm	325 mm
Protection level	IP44	IP44
Encoder	NO	YES
Operating temperature	-20°C /+50°C	-20°C /+50°C
Leaf max dimension	2.1 m	2.1 m
Weight	8.2 kg	7.9 kg
Items no. per pallet	50	50
Kit weight	19.1 kg	19.7 kg
Kits no. per pallet	18	18

* Available in 115 VAC version

230_{VAC}24_{VDC}

BOB30M

BOB3024E

LINEAR WORM SCREWS

patented FACE gears
full metal mechanics
gear and female screw in bronze
personalised release key

up to 3.0 m



CONTROL UNITS:

BOB30M	BRAINY	134
	HEADY	135
BOB30ME	BRAINY	134
BOB3024E	BRAINY24+	143
	BRAINY24	144
	HEADY24	145

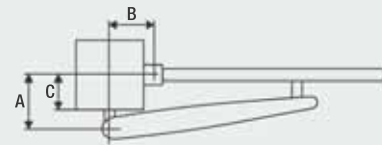
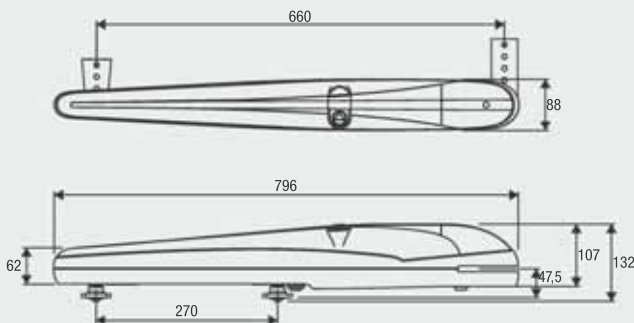
Reliable, quiet, and quick to install geared motor, thanks to its 2 adjustable mechanical stops for opening and closing. Available in the 230 Vac and 24 Vdc versions. Rolled ball screws Ø 20 mm. Easy access release from above.

230 Vac

- Irreversible 230 Vac electromechanical geared motor
- The encoder device in the BOB30ME version ensures crush prevention and precision in the gate moving phases

24 Vdc | intensive use

- Irreversible 24 Vdc electromechanical geared motor for intensive use, equipped with encoder
- The encoder device ensures maximum safety and precision in the gate moving phases
- Amperometric sensor obstacle detection system to prevent crushing
- Optional battery powered operation



A (mm)	B (mm)	C (mm)
105-135	115-135	50-80

COMPLETE KITS	MOTORS	CONTROL UNIT	PHOTOCELLS	FLASHING LIGHT	SELECTOR	TRANSMITTER
KBOB30M	2x BOB30M	1x HEADY	1x PUPILLA.R	1x LAMPI.LED	1x TOKEY	1x TO.GO2VA
KBOB30ME	2x BOB30ME	1x BRAINY	1x PUPILLA.R	1x LAMPI.LED	1x TOKEY	1x TO.GO2VA
KBOB3024E	2x BOB3024E	1x BRAINY24-SW**	1x PUPILLA.R	1x LAMPI24.LED	1x TOKEY	1x TO.GO2VA

**B.SR**

Multiposition brackets for one operator.

**B.P**

Screw-on plate.

**BOB.SL**

Rear extension for BOB30 series models, to increase performance by up to 15% (see table p. 30) and reduced dimension installation requirements.

**DU.V96**

12 Vac/dc vertical electric lock, supplied with counterplate. Permits internal/external release.

**DU.V90**

12 Vac/dc horizontal electric lock, supplied with counterplate. Permits internal/external release.

**DU.9990**

Covering plate for DU.V90.

**E.LOCK**

230 Vac vertical electric lock, supplied with counterplate.

**E.LOCKSE**

Extended cylinder for E.LOCK electric lock. It allows unlocking gates up to 55mm-thick from the outside.

**CABLE.24E**

Cable reel with 5 conductors (2 for motor, 3 for encoder) for connecting the encoder device in the 24 Vdc versions. L= 100 m.

**ID.TA**

Warning board.

**IRI.TX4VA**

4-channel transmitter with Advanced Rolling Code and Rolling Code.

**IRI.TX4AK**

4-channel transmitter with Advanced Rolling Code and Fixed Code.

**IRI.LAMP**

White full range flashing light, 20-255 VAC with built-in aerial.

**IRI.KPAD**

Battery operated wireless vandal-proof digital keypad with alert buzzer and backlit buttons. Triple coding: Rolling Code, Programmable Code and Advanced Rolling Code. 254 memorisable codes.

**IRI.CELL**

Pair of vandal-proof metal covers for PUPILLA/PUPILLA.R photocells, comprising front and rear shells with concealed screw. They can maintain perfect orientation over 180°.

**PUPILLA**

Pair of photocells adjustable to 180°. Option to synchronise up to 4 pairs, 24 VAC/DC power supply. Easy adjustment through a LED that signals optimal alignment. Compact size: 36x110x35 mm

**BRAINY24.CB-SW**

Accessory equipped with 1.2 Ah batteries and support bracket.

**BRAINY24.CB**

Accessory with CBY.24V battery charger, 1.2 Ah batteries and support bracket.

TECHNICAL DATA	BOB30M*	BOB30ME*	BOB3024E*
Power supply	230 Vac (50-60Hz)	230 Vac (50-60Hz)	230 Vac (50-60Hz)
Motor supply	230 Vac	230 Vac	24 Vdc
Max absorbed current	1.8 A	1.8 A	5.5 A
Max Thrust	2300 N	2300 N	1800 N
Opening time	18"	18"	9" - 21"
Duty cycle	30%	30%	intensive use
Standard stroke	270 mm	270 mm	270 mm
Max stroke	325 mm	325 mm	325 mm
Protection level	IP44	IP44	IP44
Encoder	NO	YES	YES
Operating temperature	-20°C /+50°C	-20°C /+50°C	-20°C /+50°C
Leaf max dimension	3 m	3 m	3 m
Weight	8.5 kg	8.5 kg	8 kg
Items no. per pallet	50	50	50
Kit weight	19.6 kg	20.5 kg	20.7 kg
Kits no. per pallet	18	18	18

* Available in 115 VAC version

230_{VAC}24_{VDC}

ENCODER

BOB50M

BOB5024E

LINEAR WORM SCREWS

patented FACE gears
full metal mechanics
gear and female screw in bronze
personalised release key

up to 5.0 m



CONTROL UNITS:

BOB50M		BRAINY	134
		HEADY	135
BOB50ME		BRAINY	134
BOB5024E		BRAINY24+	143
		BRAINY24	144



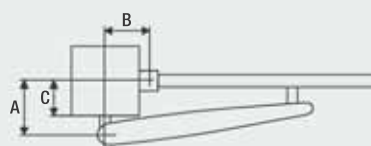
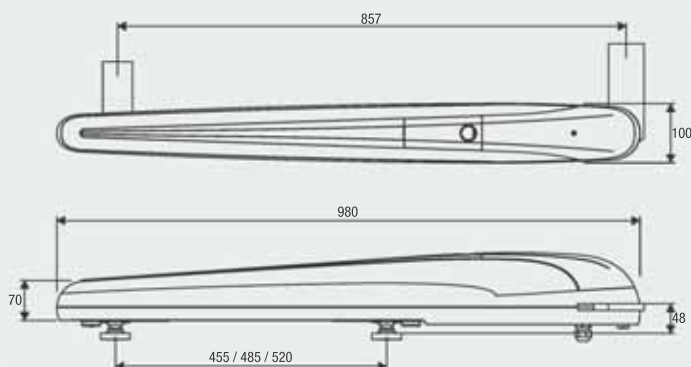
Reliable, quiet, and quick to install geared motor, thanks to its 2 adjustable mechanical stops for opening and closing. Available in the 230 Vac and 24 Vdc versions. Rolled ball screws Ø 20 mm. Easy access release from above.

230 Vac

- Irreversible 230 Vac electromechanical geared motor
- Available in two versions: one with an easily adjustable limit switch (BOB50M) the other with encoder (BOB50ME)
- The encoder device in the BOB50ME version ensures crush prevention and precision in the gate moving phases

24 Vdc | intensive use

- Irreversible 24 Vdc electromechanical geared motor for intensive use, equipped with encoder
- The encoder device ensures maximum safety and precision in the gate moving phases
- Amperometric sensor obstacle detection system to prevent crushing
- Optional battery powered operation



A (mm)	B (mm)	C (mm)
150-225	150-225	90-155

**B5.SR**

Bracket to attach with screws.

**B.P**

Screw-on plate.

**DU.V96**

12 Vac/dc vertical electric lock, supplied with counterplate. Permits internal/external release.

**DU.V90**

12 Vac/dc horizontal electric lock, supplied with counterplate. Permits internal/external release.

**DU.9990**

Covering plate for DU.V90.

**E.LOCK**

230 Vac vertical electric lock, supplied with counterplate.

**E.LOCKSE**

Extended cylinder for E.LOCK electric lock. It allows unlocking gates up to 55mm-thick from the outside.

**CABLE.24E**

Cable reel with 5 conductors (2 for motor, 3 for encoder) for connecting the encoder device in the 24 Vdc versions. L= 100 m.

**ID.TA**

Warning board.

**IRI.TX4VA**

4-channel transmitter with Advanced Rolling Code and Rolling Code.

**IRI.TX4AK**


4-channel transmitter with Advanced Rolling Code and Fixed Code.

**IRI.LAMP**

White full range flashing light, 20-255 VAC with built-in aerial.

**IRI.KPAD**

Battery operated wireless vandal-proof digital keypad with alert buzzer and backlit buttons. Triple coding: Rolling Code, Programmable Code and Advanced Rolling Code. 254 memorisable codes.

**IRI.CELL**

Pair of vandal-proof metal covers for PUPILLA/PUPILLA.R photocells, comprising front and rear shells with concealed screw. They can maintain perfect orientation over 180°.

**PUPILLA**

Pair of photocells adjustable to 180°. Option to synchronise up to 4 pairs, 24 VAC/DC power supply. Easy adjustment through a LED that signals optimal alignment. Compact size: 36x110x35 mm

**BRAINY24.CB-SW**

Accessory equipped with 1.2 Ah batteries and support bracket.

**BRAINY24.CB**

Accessory with CBY.24V battery charger, 1.2 Ah batteries and support bracket.

TECHNICAL DATA	BOB50M*	BOB50ME*	BOB5024E*
Power supply	230 Vac (50-60Hz)	230 Vac (50-60Hz)	230 Vac (50-60Hz)
Motor supply	230 Vac	230 Vac	24 Vdc
Max absorbed current	1.4 A	1.4 A	6.7 A
Max Thrust	3500 N	3500 N	2200 N
Opening time	26"	26"	21"
Duty cycle	30%	30%	intensive use
Standard stroke	455 mm	455 mm	455 mm
Max stroke	520 mm	520 mm	520 mm
Protection level	IP44	IP44	IP44
Encoder	NO	YES	YES
Operating temperature	-20°C /+50°C	-20°C /+50°C	-20°C /+50°C
Leaf max dimension	5 m	5 m	5 m
Weight	11.6 kg	11.6 kg	10.2 kg
Items no. per pallet	30	30	30

* Available in 115 VAC version

230^{VAC}

BILL30M

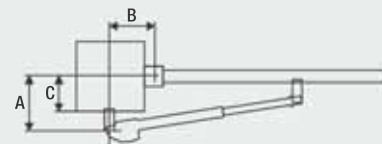
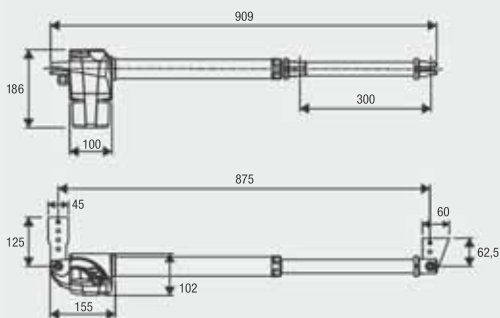
**CONTROL UNITS:****BILL30M**BRAINY
HEADY134
135**LINEAR TELESCOPIC OPERATOR**

personalised release key

up to 2.5 m

230 Vac

- Irreversible 230 Vac electromechanical geared motor with easy access release from above
- Neat design and size, particularly suited to forged iron gates
- Easy and quick to install due to compact size and installation geometry
- Worm protected by a scraper ring and stainless steel stem, suitable for use in dusty and sandy environments or where there are aggressive atmospheric agents
- Available in right or left version



A (mm)	B (mm)	C (mm)
100-150	100-150	60-100

COMPLETE KITS

MOTORS



CONTROL UNIT



PHOTOCELLS



FLASHING LIGHT



SELECTOR




TRANSMITTER

KBILL30M2x **BILL30M**1x **HEADY**1x **PUPILLA.R**1x **LAMPI.LED**1x **TOKEY**1x **TO.GO2VA**



B.SR
Multiposition brackets for one operator.



BILL30.CO
Telescopic stem cover accessory.



DU.V96
12 Vac/dc vertical electric lock, supplied with counterplate. Permits internal/external release.



DU.V90
12 Vac/dc horizontal electric lock, supplied with counterplate. Permits internal/external release.



DU.9990
Covering plate for DU.V90.



E.LOCK
230 Vac vertical electric lock, supplied with counterplate.



E.LOCKSE
Extended cylinder for E.LOCK electric lock. It allows unlocking gates up to 55mm-thick from the outside.



ID.TA
Warning board.



IRI.TX4VA
4-channel transmitter with Advanced Rolling Code and Rolling Code.




IRI.TX4AK
4-channel transmitter with Advanced Rolling Code and Fixed Code.



IRI.LAMP
White full range flashing light, 20-255 VAC with built-in aerial.



IRI.KPAD
Battery operated wireless vandal-proof digital keypad with alert buzzer and backlit buttons. Triple coding: Rolling Code, Programmable Code and Advanced Rolling Code. 254 memorisable codes.



IRI.CELL
Pair of vandal-proof metal covers for PUPILLA/PUPILLA.R photocells, comprising front and rear shells with concealed screw. They can maintain perfect orientation over 180°.



PUPILLA
Pair of photocells adjustable to 180°. Option to synchronise up to 4 pairs, 24 VAC/DC power supply. Easy adjustment through a LED that signals optimal alignment. Compact size: 36x110x35 mm

TECHNICAL DATA	BILL30M*
Power supply	230 Vac (50-60Hz)
Motor supply	230 Vac
Max absorbed current	1.1 A
Max Thrust	2800 N
Opening time	16"
Duty cycle	30%
Standard stroke	300 mm
Max stroke	320 mm
Protection level	IP54
Operating temperature	-20°C /+50°C
Leaf max dimension	2.5 m
Weight	6.1 kg
Items no. per pallet	62
Kit weight	14.6 kg
Kits no. per pallet	40

* Available in 115 VAC version

230_{VAC}24_{VDC}

BILL40M

BILL4024

**CONTROL UNITS:**

BILL40M	BRAINY	134
	HEADY	135
BILL4024	BRAINY24+	143
	BRAINY24	144
	HEADY24	145

LINEAR TELESCOPIC OPERATOR

personalised release key

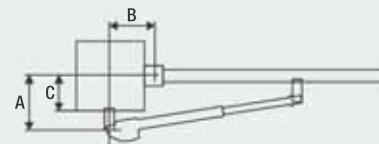
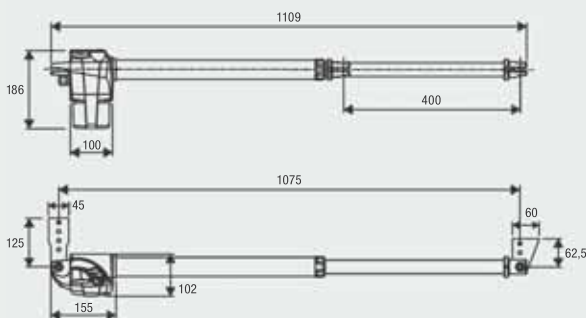
up to 3.5 m**230 Vac**

- Irreversible 230 Vac electromechanical geared motor

24 Vdc | intensive use

- 24 Vdc irreversible electromechanical geared motor for intensive use
- Anti-crushing system with amperometric sensor
- Prepared for battery back-up system

Irreversible electromechanical geared motor, available with power options 230 VAC or 24 VDC. Ideal for automation devices for wrought iron gates, this product is very small and suitable for a quick and easy installation. Worm screw protected by a scraper ring and stainless steel stem, suitable for dusty or sandy environments, or places with aggressive weather conditions. Available in right or left side versions.



A (mm)	B (mm)	C (mm)
100-200	100-200	65-150

COMPLETE KITS

MOTORS



CONTROL UNIT



PHOTOCELLS



FLASHING LIGHT



SELECTOR



TRANSMITTER

KBILL40M2x **BILL40M**1x **HEADY**1x **PUPILLA.R**1x **LAMPI.LED**1x **TOKEY**1x **TO.GO2VA****KBILL4024**2x **BILL4024**1x **HEADY24**1x **PUPILLA.R**1x **LAMPI24.LED**1x **TOKEY**1x **TO.GO2VA**



B.SR
Multiposition brackets for one operator.



BILL40.CO
Telescopic stem cover accessory.



DU.V96
12 Vac/dc vertical electric lock, supplied with counterplate. Permits internal/external release.



DU.V90
12 Vac/dc horizontal electric lock, supplied with counterplate. Permits internal/external release.



DU.9990
Covering plate for DU.V90.



E.LOCK
230 Vac vertical electric lock, supplied with counterplate.



E.LOCKSE
Extended cylinder for E.LOCK electric lock. It allows unlocking gates up to 55mm-thick from the outside.



ID.TA
Warning board.



IRI.TX4VA
4-channel transmitter with Advanced Rolling Code and Rolling Code.



IRI.TX4AK
4-channel transmitter with Advanced Rolling Code and Fixed Code.



IRI.LAMP
White full range flashing light, 20-255 VAC with built-in aerial.



IRI.KPAD
Battery operated wireless vandal-proof digital keypad with alert buzzer and backlit buttons. Triple coding: Rolling Code, Programmable Code and Advanced Rolling Code. 254 memorisable codes.



IRI.CELL
Pair of vandal-proof metal covers for PUPILLA/PUPILLA.R photocells, comprising front and rear shells with concealed screw. They can maintain perfect orientation over 180°.



PUPILLA
Pair of photocells adjustable to 180°. Option to synchronise up to 4 pairs, 24 VAC/DC power supply. Easy adjustment through a LED that signals optimal alignment. Compact size: 36x110x35 mm



BRAINY24.CB-SW
Accessory equipped with 1.2 Ah batteries and support bracket.



BRAINY24.CB
Accessory with CBY.24V battery charger, 1.2 Ah batteries and support bracket.

TECHNICAL DATA	BILL40M*	BILL4024*
Power supply	230 Vac (50-60Hz)	230 Vac (50-60Hz)
Motor supply	230 Vac	24 Vdc
Max absorbed current	1.1 A	5 A
Max Thrust	2800 N	2000 N
Opening time	18"	15"
Duty cycle	30%	intensive use
Standard stroke	400 mm	400 mm
Max stroke	420 mm	420 mm
Protection level	IP54	IP54
Operating temperature	-20°C /+50°C	-20°C /+50°C
Leaf max dimension	3.5 m	3.5 m
Weight	6.7 kg	5.5 kg
Items no. per pallet	48	48
Kit weight	15.5 kg	14.6 kg
Kits no. per pallet	30	30

* Available in 115 VAC version

230_{VAC}

BILL50M BILL50ML



CONTROL UNITS:

BILL50M	—	BRAINY HEADY	134
	—	HEADY	135
BILL50ML	—	BRAINY HEADY	134
	—	HEADY	135

LINEAR TELESCOPIC OPERATOR

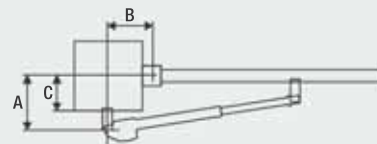
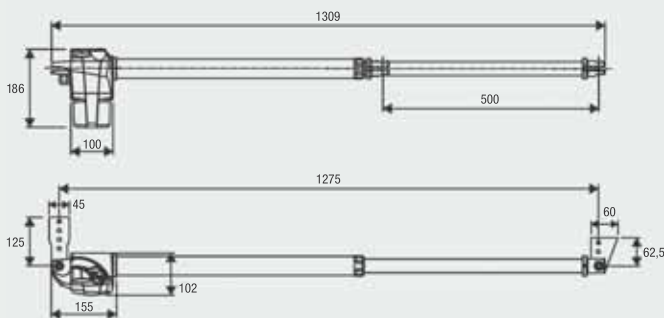
personalised release key

up to 4.5 m



230 Vac

- Irreversible 230 Vac electromechanical geared motor with easy access release from above
- Neat design and size, particularly suited to forged iron gates
- Easy and quick to install due to compact size and installation geometry
- Worm protected by a scraper ring and stainless steel stem, suitable for use in dusty and sandy environments or where there are aggressive atmospheric agents
- Available in right or left version
- BILL50ML version for large doors and confined installation geometry




A (mm)	B (mm)	C (mm)
120-250	120-250	80-190

COMPLETE KITS	MOTORS	CONTROL UNIT	PHOTOCELLS	FLASHING LIGHT	SELECTOR	TRANSMITTER
KBILL50M	2x BILL50M	1x HEADY	1x PUPILLA.R	1x LAMPI.LED	1x TOKEY	1x TO.GO2VA



B.SR
Multiposition brackets for one operator.



BILL50.CO
Telescopic stem cover accessory.



DU.V96
12 Vac/dc vertical electric lock, supplied with counterplate. Permits internal/external release.



DU.V90
12 Vac/dc horizontal electric lock, supplied with counterplate. Permits internal/external release.



DU.9990
Covering plate for DU.V90.



E.LOCK
230 Vac vertical electric lock, supplied with counterplate.



E.LOCKSE
Extended cylinder for E.LOCK electric lock. It allows unlocking gates up to 55mm-thick from the outside.



ID.TA
Warning board.



IRI.TX4VA
4-channel transmitter with Advanced Rolling Code and Rolling Code.



IRI.TX4AK
4-channel transmitter with Advanced Rolling Code and Fixed Code.



IRI.LAMP
White full range flashing light, 20-255 VAC with built-in aerial.



IRI.KPAD
Battery operated wireless vandal-proof digital keypad with alert buzzer and backlit buttons. Triple coding: Rolling Code, Programmable Code and Advanced Rolling Code. 254 memorisable codes.



IRI.CELL
Pair of vandal-proof metal covers for PUPILLA/PUPILLA.R photocells, comprising front and rear shells with concealed screw. They can maintain perfect orientation over 180°.



PUPILLA
Pair of photocells adjustable to 180°. Option to synchronise up to 4 pairs, 24 VAC/DC power supply. Easy adjustment through a LED that signals optimal alignment. Compact size: 36x110x35 mm

TECHNICAL DATA	BILL50M*	BILL50ML
Power supply	230 Vac (50-60Hz)	230 Vac (50-60Hz)
Motor supply	230 Vac	230 Vac
Max absorbed current	1.1 A	1.2 A
Max Thrust	2800 N	3100 N
Opening time	21"	32"
Duty cycle	30%	30%
Standard stroke	500 mm	500 mm
Max stroke	520 mm	520 mm
Protection level	IP54	IP54
Operating temperature	-20°C /+50°C	-20°C /+50°C
Leaf max dimension	4.0 m	4.5 m
Weight	6.9 kg	7.1 kg
Items no. per pallet	48	48
Kit weight	16.2 kg	---
Kits no. per pallet	30	---

* Available in 115 VAC version



KBN24



CONTROL UNITS:

BN.E24 ————— CP.BN

159



ARTICULATED ARM

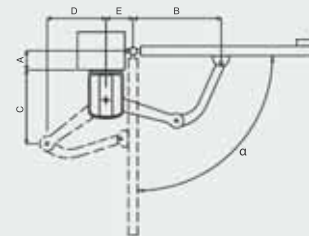
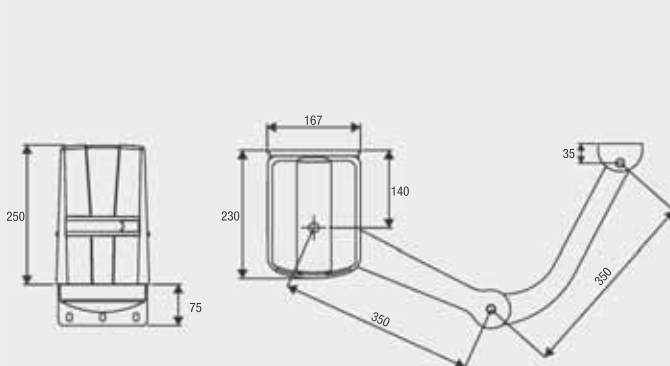
with integrated control unit and receiver

up to 2.1 m



24 Vdc | intensive use

- 24Vdc electromechanical operator for intensive use
- Suitable for gates installed on large posts
- Operation guaranteed even in the event of a power supply failure through batteries
- Amperometric sensor obstacle detection system to prevent crushing
- Equipped with mechanical stop in opening
- New adjustable wire unlock device allows opening in the event of a power supply failure



A (mm)	B (mm)	C (mm)	D (mm)	E (mm)	α
0	470	382	253	140	90°
50	470	373	261	140	90°
100	470	370	264	140	90°
150	470	375	260	140	90°
185	470	412	220	160	90°
0	420	266	327	200	110°
100	420	305	309	200	105°

COMPLETE KITS							
KBN24	MOTOR 1 1x BN.E24	MOTOR 2 1x BN.24	ARMS 2x BA	PHOTOCELLS 1x PUPILLA.R	FLASHING LIGHT 1x LAMPI24.LED	SELECTOR 1x TOKEY	TRANSMITTER 1x TO.GO2VA



BA
Single arm.



BN.SE
Externally fitted anti-intrusion cable unlock device which allows the gate to be unlocked from outside.



DU.V96
12 Vac/dc vertical electric lock, supplied with counterplate. Permits internal/external release.



DU.V90
12 Vac/dc horizontal electric lock, supplied with counterplate. Permits internal/external release.



DU.9990
Covering plate for DU.V90.



L.BY
Control board for electric lock 12/24 Vdc.



ID.TA
Warning board.



IRI.TX4VA
4-channel transmitter with Advanced Rolling Code and Rolling Code.



IRI.TX4AK
4-channel transmitter with Advanced Rolling Code and Fixed Code.



IRI.LAMP
White full range flashing light, 20-255 VAC with built-in aerial.



IRI.KPAD
Battery operated wireless vandal-proof digital keypad with alert buzzer and backlit buttons. Triple coding: Rolling Code, Programmable Code and Advanced Rolling Code. 254 memorisable codes.



IRI.CELL
Pair of vandal-proof metal covers for PUPILLA/PUPILLA.R photocells, comprising front and rear shells with concealed screw. They can maintain perfect orientation over 180°.



PUPILLA
Pair of photocells adjustable to 180°. Option to synchronise up to 4 pairs, 24 VAC/DC power supply. Easy adjustment through a LED that signals optimal alignment. Compact size: 36x110x35 mm



BN.CB
Accessory with BN.24V battery charger, 1.2 Ah batteries and support bracket.

TECHNICAL DATA	BN24	BN.E24
Power supply	---	230 Vac (50-60Hz)
Motor supply	24 Vdc	24 Vdc
Max absorbed current	4.6 A	0.76 A
Torque	125 Nm	125 Nm
Opening time	10"	10"
Duty cycle	intensive use	intensive use
Protection level	IP44	IP44
Mechanical stop	adjustable in opening	adjustable in opening
Built-in control unit	NO	YES
Operating temperature	-20°C /+50°C	-20°C /+50°C
Leaf max dimension	2.1 m	2.1 m
Weight	5.8 kg	7.8 kg
Version	KIT only	KIT only
Kit weight	19.9 kg	19.9 kg
Kits no. per pallet	20	20



24VDC



MB24

MBE24

**CONTROL UNITS:**

MBE24 ——— CP.MBY24 160

MB24 ——— BRAINY24+ 143
 BRAINY24 144

ARTICULATED ARM

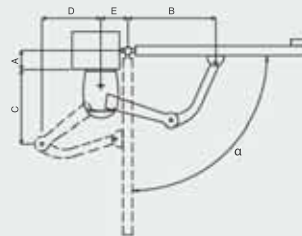
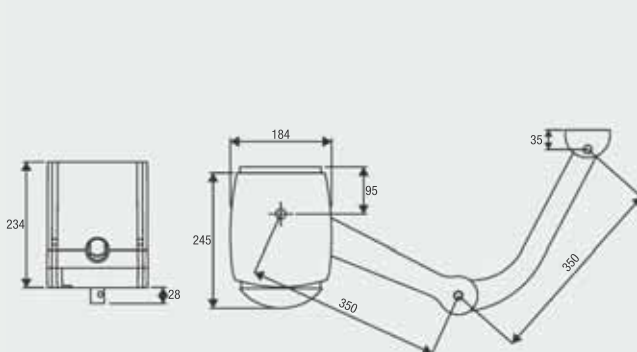
with integrated control unit
 personalised release key

up to 2.5 m

**24 Vdc** | intensive use

- 24 Vdc self-locking electromechanical operator for intensive use equipped with strong, articulated and anti-shearing arm
- Suitable for gates installed on large posts
- Tempered steel mechanical features to guarantee sturdiness and solidity
- Operation guaranteed even in the event of a power supply failure through batteries
- Amperometric sensor obstacle detection system to prevent crushing
- Equipped with open and close limit switches
- Option of adjustable wire unlock device that allows opening from the outside in the event of a power supply failure

Arm not included



A (mm)	B (mm)	C (mm)	D (mm)	E (mm)	α
0	470	350	243	140	90°
50	470	339	255	140	90°
100	470	331	262	140	90°
150	470	328	264	140	90°
185	470	356	237	160	90°
200	440	410	160	200	90°
0	420	244	318	200	110°
100	420	262	310	200	105°

COMPLETE KITS

MOTOR 1



MOTOR 2



ARMS

PHOTOCELLS
1x **PUPILLA.R**FLASHING LIGHT
1x **LAMPI.LED**SELECTOR
1x **TOKEY**TRANSMITTER
1x **TO.GO2VA****KMB24**1x **MBE24**1x **MB24**2x **BA**1x **PUPILLA.R**1x **LAMPI.LED**1x **TOKEY**1x **TO.GO2VA**



BA
Single arm.



BS
Sliding arm.



MB.CP2
Set of counter plates for two operators, suitable for the installation on columns made of stones.



MB.SE
Externally fitted anti-intrusion cable unlock device which allows the gate to be unlocked from outside.



DU.V96
12 Vac/dc vertical electric lock, supplied with counterplate. Permits internal/external release.



DU.V90
12 Vac/dc horizontal electric lock, supplied with counterplate. Permits internal/external release.



DU.9990
Covering plate for DU.V90.



ID.TA
Warning board.



IRI.TX4VA
4-channel transmitter with Advanced Rolling Code and Rolling Code.

IRI.TX4AK
4-channel transmitter with Advanced Rolling Code and Fixed Code.



IRI.LAMP
White full range flashing light, 20-255 VAC with built-in aerial.



IRI.KPAD
Battery operated wireless vandal-proof digital keypad with alert buzzer and backlit buttons. Triple coding: Rolling Code, Programmable Code and Advanced Rolling Code. 254 memorisable codes.



IRI.CELL
Pair of vandal-proof metal covers for PUPILLA/PUPILLA.R photocells, comprising front and rear shells with concealed screw. They can maintain perfect orientation over 180°.



PUPILLA
Pair of photocells adjustable to 180°. Option to synchronise up to 4 pairs, 24 VAC/DC power supply. Easy adjustment through a LED that signals optimal alignment. Compact size: 36x110x35 mm



BRAINY24.CB-SW
Accessory equipped with 1.2 Ah batteries and support bracket.



BRAINY24.CB
Accessory with CBY.24V battery charger, 1.2 Ah batteries and support bracket.



CBY.24V
Battery charger card. The CBY.24V card allows charging two different types of nickel metalhydrate and lead batteries.



DA.BT2
2.1Ah 12 Vdc Battery.

DA.BT6
7Ah 12 Vdc Battery.



LB
Standard box for control units. Protection level IP55. (290 x 220 x 118 mm)

TECHNICAL DATA	MB24	MBE24
Power supply	---	230 Vac (50-60Hz)
Motor supply	24 Vdc	24 Vdc
Max absorbed current	6.2 A	0.76 A
Torque	180 Nm	180 Nm
Opening time	10"	10"
Duty cycle	intensive use	intensive use
Protection level	IP44	IP44
Built-in control unit	NO	YES
Operating temperature	-20°C /+50°C	-20°C /+50°C
Leaf max dimension	2.5 m	2.5 m
Weight	8.2 kg	10.7 kg
Items no. per pallet	39	39
Kit weight	25.4 kg	25.4 kg
Kits no. per pallet	12	12

230_{VAC}24_{VDC}

PREMIER PREMIER24

ARTICULATED ARM

personalised release key

up to 4.0 m



CONTROL UNITS:

PR.45E	BRAINY	134
	HEADY	135
PR.45EL	BRAINY	134
	HEADY	135
PR.45E24	BRAINY24+	143
	BRAINY24	144

Irreversible geared motor suitable for gates installed on large columns, available in 230 Vac and 24 Vdc versions. Built-in electromechanical open and close limit switches, with sturdy articulated anti-shearing arm in galvanised steel.

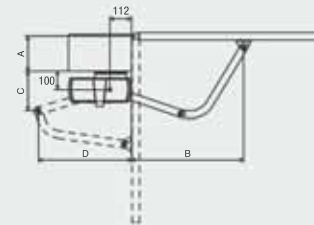
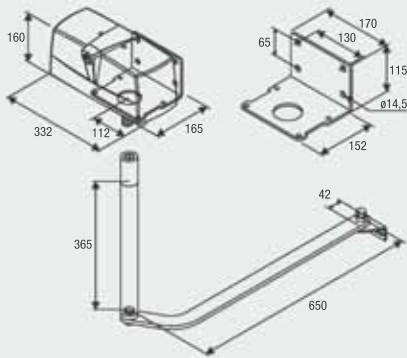
Arm not included

230 Vac

- Irreversible 230 Vac electromechanical geared motor also available in the PR.45EL version for large doors

24 Vdc | intensive use

- Irreversible 24 Vdc geared motor for intensive use
- Amperometric sensor obstacle detection system to prevent crushing
- Optional battery powered operation



A (mm)	B (mm)	C (mm)	D (mm)
50	883	277	429
150	851	181	466
200	828	117	475
250	800	32	469
300	846	28	468

COMPLETE KITS

KPR	2x PR.45E	1x HEADY	2x DU.E2	1x PUPILLA.R	1x LAMPI.LED	1x TOKEY	1x TO.GO2VA
KPR.24	2x PR.45E24	1x BRAINY24	2x DU.E2	1x PUPILLA.R	1x LAMPI24.LED	1x TOKEY	1x TO.GO2VA



DU.E2
Single galvanized steel arm.



MB.SE
Externally fitted anti-intrusion cable unlock device which allows the gate to be unlocked from outside.



DU.V96
12 Vac/dc vertical electric lock, supplied with counterplate. Permits internal/external release.



DU.V90
12 Vac/dc horizontal electric lock, supplied with counterplate. Permits internal/external release.



DU.9990
Covering plate for DU.V90.



E.LOCK
230 Vac vertical electric lock, supplied with counterplate.



E.LOCKSE
Extended cylinder for E.LOCK electric lock. It allows unlocking gates up to 55mm-thick from the outside.



ID.TA
Warning board.



IRI.TX4VA
4-channel transmitter with Advanced Rolling Code and Rolling Code.



IRI.TX4AK
4-channel transmitter with Advanced Rolling Code and Fixed Code.



IRI.LAMP
White full range flashing light, 20-255 VAC with built-in aerial.



IRI.KPAD
Battery operated wireless vandal-proof digital keypad with alert buzzer and backlit buttons. Triple coding: Rolling Code, Programmable Code and Advanced Rolling Code. 254 memorisable codes.



IRI.CELL
Pair of vandal-proof metal covers for PUPILLA/PUPILLA.R photocells, comprising front and rear shells with concealed screw. They can maintain perfect orientation over 180°.



PUPILLA
Pair of photocells adjustable to 180°. Option to synchronise up to 4 pairs, 24 VAC/DC power supply. Easy adjustment through a LED that signals optimal alignment. Compact size: 36x110x35 mm



BRAINY24.CB-SW
Accessory equipped with 1.2 Ah batteries and support bracket.



BRAINY24.CB
Accessory with CBY.24V battery charger, 1.2 Ah batteries and support bracket.

TECHNICAL DATA	PR.45E*	PR.45EL	PR.45E24*
Power supply	230 Vac (50-60Hz)	230 Vac (50-60Hz)	230 Vac (50-60Hz)
Motor supply	230 Vac	230 Vac	24 Vdc
Max absorbed current	1.75 A	1.45 A	9 A
Torque	325 Nm	300 Nm	320 Nm
Opening time	13"	20"	9"
Duty cycle	30%	30%	intensive use
Protection level	IP44	IP44	IP44
Operating temperature	-20°C /+50°C	-20°C /+50°C	-20°C /+50°C
Leaf max dimension	3 m	4 m	3 m
Weight	10.5 kg	10.5 kg	9 kg
Items no. per pallet	42	42	42
Kit weight	34.6 kg	---	34 kg
Kits no. per pallet	12	---	12

* Available in 115 VAC version

230_{VAC}

24_{VDC}



DU.IT14N

DU.IT24NVE

UNDERGROUND INSTALLATION

up to 3.5 m

DUIT.BR ACCESSORY AVAILABLE

(FOR THE ADJUSTMENT OF MOST OF FOUNDATION BOXES IN THE MARKET)



CONTROL UNITS:

DU.IT14N	—	BRAINY	134
	—	HEADY	135
DU.IT14NE	—	BRAINY	134
DU.IT14NV	—	BRAINY	134
	—	HEADY	135
DU.IT14NVE	—	BRAINY	134
DU.IT24NVE	—	BRAINY24+	143
	—	BRAINY24	144



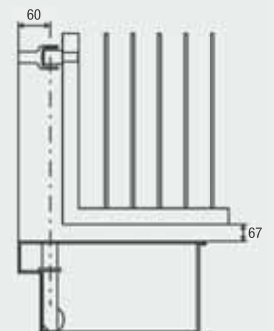
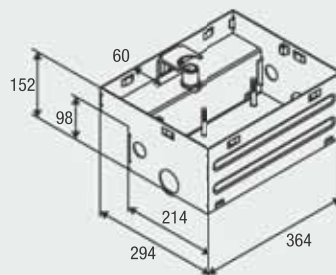
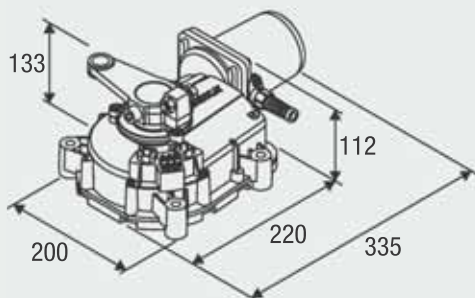
Irreversible electromechanical geared motor available in 230 Vac and 24 Vdc version, with the option of opening to 180°. Full metal mechanics and built-in mechanical stop.

230 Vac

- Irreversible 230 Vac electromechanical geared motor
- Available also in the quick version (DU.IT14NV), with encoder (DU.IT14NE) and the quick version with encoder (DU.IT14NVE)
- The encoder guarantees maximum safety and precision while the gate is moving

24 Vdc | intensive use

- Irreversible 24 Vdc electromechanical geared motor for intensive use, equipped with encoder
- The encoder device ensures maximum safety and precision in the gate moving phases
- Amperometric sensor obstacle detection system to prevent crushing
- Optional battery powered operation





DU.ITIX
Self-supporting stainless steel foundation box max. opening 110°. Supplied only with cover, requires release accessory SB.DUIT.L, SB.DUIT.K, SB.DU180.K or SB.DU180.L.



DU.ITCF
Self-supporting foundation box with cataphoretic painted finish, max. opening 110°. Supplied only with cover, requires release accessory SB.DUIT.L, SB.DUIT.K, SB.DU180.K or SB.DU180.L.



SB.DUIT.K
Kit comprising personalised release key and components to connect the motor to the gate. Mechanical stop incorporated.



SB.DUIT.L
Kit comprising release hex key and components to connect the motor to the gate. Mechanical stop incorporated.



SB.DU180.K
Kit comprising personalised release key and components to connect the motor to the gate, for openings up to 180°.



SB.DU180.L
Kit comprising release hex key and components to connect the motor to the gate, for openings up to 180°.



DU.ITST
Adjustable mechanical open stop 75°/80°/85°/90°/95°/100°.



DU.V96
12 Vac/dc vertical electric lock, supplied with counterplate. Permits internal/external release.



DU.V90
12 Vac/dc horizontal electric lock, supplied with counterplate. Permits internal/external release.



DU.9990
Covering plate for DU.V90.



E.LOCK
230 Vac vertical electric lock, supplied with counterplate.



E.LOCKSE
Extended cylinder for E.LOCK electric lock. It allows unlocking gates up to 55mm-thick from the outside.



DUIT.BR-01
Adaptors for the installation of 2 operators compatible with the most common foundation boxes in the market.



DUIT.BR-03
Adaptors for the installation of 2 operators compatible with the most common foundation boxes in the market.



DU.FCN
Water-proof limit switches device for DU.IT14N, DU.IT14NV, DU.IT24NVE.



CABLE.24E
Cable reel with 5 conductors (2 for motor, 3 for encoder) for connecting the encoder device in the 24 Vdc versions. L= 100 m.



ID.TA
Warning board.

TECHNICAL DATA	DU.IT14N*	DU.IT14NE	DU.IT14NV	DU.IT14NVE	DU.IT24NVE*
Power supply	230 Vac (50-60Hz)	230 Vac (50-60Hz)	230 Vac (50-60Hz)	230 Vac (50-60Hz)	230 Vac (50-60Hz)
Motor supply	230 Vac	230 Vac	230 Vac	230 Vac	24 Vdc
Max absorbed current	1.6 A	1.6 A	1.6 A	1.6 A	11 A
Torque	370 Nm	370 Nm	220 Nm	220 Nm	280 Nm
Opening time	22"	22"	11"	11"	15"
Duty cycle	30%	30%	40%	40%	intensive use
Protection level	IP67	IP67	IP67	IP67	IP67
Encoder	NO	YES	NO	YES	YES
Cams' disk included	YES	NO	YES	NO	YES
Operating temperature	-20°C /+50°C	-20°C /+50°C	-20°C /+50°C	-20°C /+50°C	-20°C /+50°C
Leaf max dimension	3.5 m	3.5 m	2.1 m	2.1 m	3.5 m
Weight	11.3 kg	11.2 kg	11 kg	11.2 kg	10 kg
Items no. per pallet	44	44	44	44	44
DU.ITIX weight	8.1 kg	8.1 kg	8.1 kg	8.1 kg	8.1 kg
DU.ITCF weight	9.6 kg	9.6 kg	9.6 kg	9.6 kg	9.6 kg
No. of foundation boxes per pallet	32	32	32	32	32

* Available in 115 VAC version



230_{VAC}

DU.350N



UNDERGROUND INSTALLATION

oil submerged gear

up to 4.0 m



CONTROL UNITS:

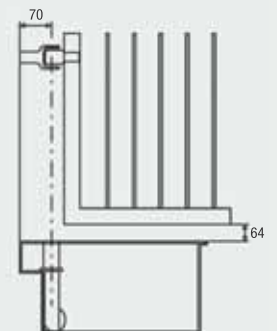
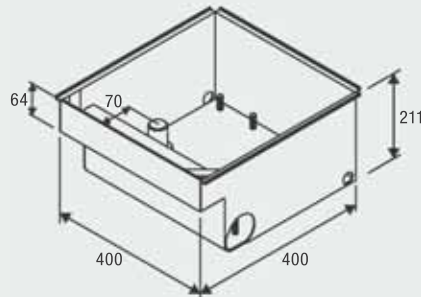
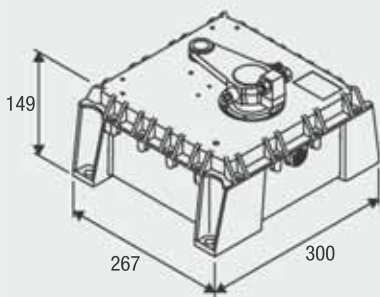
DU.350N	—	BRAINY	134
	—	HEADY	135
DU.350NV	—	BRAINY	134
	—	HEADY	135
DU.350NVE	—	BRAINY	134
DU.350NGE	—	BRAINY	134



230 Vac

- Irreversible electromechanical geared motors for gates of considerable sizes
- Adjustable mechanical stop included
- Available in the quick version (DU.350NV) for doors up to 3 m and in the version equipped with toothed wheel in cast iron (DU.350NGE)
- The version with encoder (DU.350NVE) ensures crush prevention and precision in the gate moving phases

Cams' disk not included





DU.350CF

Self-supporting foundation box with cataphoretic painted finish, max. opening angle 110°. Supplied only with cover, requires release accessory SB.DU350.L, SB.DU350.K, SB.180.K or SB.180.L.



SB.DU350.K

Kit comprising personalised release key and components to connect the motor to the gate. Mechanical stop incorporated.



SB.DU350.L

Kit comprising release hex key and components to connect the motor to the gate. Mechanical stop incorporated.



SB.180.K

Kit comprising personalised release key and components to connect the motor to the gate, for openings up to 180°.



SB.180.L

Kit comprising release hex key and components to connect the motor to the gate, for openings up to 180°.



DU.350ST

Adjustable mechanical open stop 80°/85°/90°/95°/100°/105°.



DU.V96

12 Vac/dc vertical electric lock, supplied with counterplate. Permits internal/external release.



DU.V90

12 Vac/dc horizontal electric lock, supplied with counterplate. Permits internal/external release.



DU.9990

Covering plate for DU.V90.



E.LOCK

230 Vac vertical electric lock, supplied with counterplate.



E.LOCKSE

Extended cylinder for E.LOCK electric lock. It allows unlocking gates up to 55mm-thick from the outside.



DU.350FC

Watertight limit switches with cam disk included.



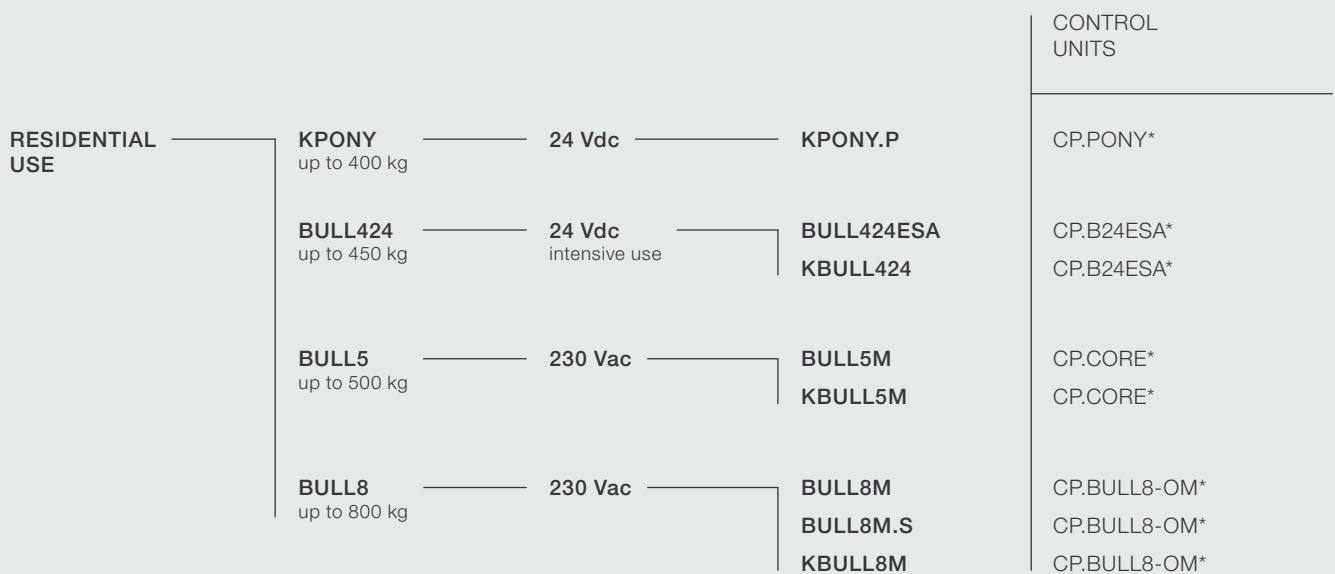
ID.TA

Warning board.

TECHNICAL DATA	DU.350N	DU.350NGE	DU.350NV	DU.350NVE
Power supply	230 Vac (50-60Hz)	230 Vac (50-60Hz)	230 Vac (50-60Hz)	230 Vac (50-60Hz)
Motor supply	230 Vac	230 Vac	230 Vac	230 Vac
Max absorbed current	1.7 A	1.7 A	1.7 A	1.7 A
Torque	450 Nm	450 Nm	370 Nm	370 Nm
Opening time	22"	22"	16"	16"
Duty cycle	intensive use	intensive use	intensive use	intensive use
Protection level	IP67	IP67	IP67	IP67
Encoder	NO	YES	NO	YES
Lubrication	OIL	OIL	OIL	OIL
Operating temperature	-20°C /+50°C	-20°C /+50°C	-20°C /+50°C	-20°C /+50°C
Leaf max dimension	4 m	4 m	3 m	3 m
Weight	18.3 kg	20.4 kg	20.2 kg	20.2 kg
Items no. per pallet	32	32	32	32
DU.350CF weight	14.3 kg	14.3 kg	14.3 kg	14.3 kg
No. of foundation boxes per pallet	24	24	24	24



AUTOMATIONS FOR SLIDING GATES





				CONTROL UNITS
COMMERCIAL USE	BULL624 up to 600 kg	24 Vdc intensive use	BULL624ESA	CP.B24ESA*
			BULL624ESA.S	CP.B24ESA*
			BULL624TURBO	CP.B24 TURBO*
			BULL624TURBO.S	CP.B24 TURBO*
			KBULL624	CP.B24ESA*
			KBULL624TURBO	CP.B24 TURBO*
BULL8 up to 800 kg	230 Vac	BULL8 OM	CP.BULL8-OM*	
		BULL8 OM.S	CP.BULL8-OM*	
		KBULL8 OM	CP.BULL8-OM*	
BULL10 up to 1,000 kg	230 Vac	BULL10M	CP.BULL-RI*	
		BULL10M.S	CP.BULL-RI*	
BULL12 up to 1,200 kg	24 Vdc	BULL1224TURBO	CP.B24 TURBO*	
		BULL1224TURBO.S	CP.B24 TURBO*	
BULL15 up to 1,500 kg	230 Vac	BULL15M	CP.BULL-RI*	
		BULL15M.S	CP.BULL-RI*	
		KBULL15M.S-HM	CP.BULL-RI*	
BULL15 up to 1,500 kg	24 Vdc intensive use	BULL1524	CP.B1524	
		BULL1524.S	CP.B1524	
BULL17 up to 1,700 kg	230 Vac	BULL17 OMI	CP.BULL OMI*	

				CONTROL UNITS
INDUSTRIAL USE	BULL20 up to 2,000 kg	230 Vac	BULL20M	CP.BULL-RI*
			BULL20M.S	CP.BULL-RI*
			BULL20 HE	CP.BULL20-HE*
BULL20 up to 2,000 kg	400 Vac intensive use	BULL20T	THINKY START	
		BULL20T.S	THINKY START	
YAK25 up to 2,500 kg	230 Vac three-phase intensive use	YAK25 OTI	CP.YAK OTI*	
BISON25 up to 2,500 kg	230 Vac three-phase intensive use	BISON25 OTI	CP.BISON OTI*	
BISON35 up to 3,500 kg	230 Vac three-phase intensive use	BISON35 OTI	CP.BISON OTI*	
		BISON35 OTI L	CP.BISON OTI L*	
BISON45 up to 4,500 kg	400 Vac intensive use	BISON45 OTI	CP.BISON OTI*	

* Built-in control unit



24VDC

KPONY



CONTROL UNITS:

PONY ————— CP.PONY 161



RESIDENTIAL USE

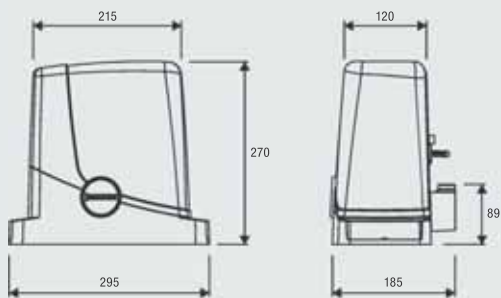
with integrated control unit and receiver

up to 400 kg



24 Vdc | intensive use

- 24 Vdc geared motor with built-in control unit and energy saving ESA SYSTEM
- Amperometric sensor obstacle detection system to prevent crushing
- Battery back up system ready
- The control unit is positioned in such a way as to make programming operations simple, easy and immediate



COMPLETE KITS



MOTOR
1x PONY



PHOTOCELLS
1x PUPILLA.R



TRANSMITTER
1x TO.GO2VA

KPONY.P



RI.M4F

M4 rack, to weld or attach with screws, 30x12x1000 mm slotted and galvanised. Supplied with M6 metric screws and threaded spacers.
Package of 4 pcs.



RI.M4Z

M4 galvanised rack to weld 22x22x2000 mm.
Package of 2 pcs.



RI.M4ZF

Galvanised slotted M4 rack 22x22x2010 mm for fastening to the side with the teeth. Supplied with M6 screws.
Package of 1 pc.



RI.M4P

Nylon rack with steel core, to attach with screws, M4, 28x40x1000 mm. Slotted, provided with self-drilling screws.
Package of 10 pcs.



MLS

Magnetic limit switches. Suitable for snowy places.



ID.TA

Warning board.



IRI.TX4VA

4-channel transmitter with Advanced Rolling Code and Rolling Code.



IRI.TX4AK

4-channel transmitter with Advanced Rolling Code and Fixed Code.



IRI.LAMP

White full range flashing light, 20-255 VAC with built-in aerial.



IRI.KPAD

Battery operated wireless vandal-proof digital keypad with alert buzzer and backlit buttons. Triple coding: Rolling Code, Programmable Code and Advanced Rolling Code. 254 memorisable codes.



IRI.CELL

Pair of vandal-proof metal covers for PUPILLA/PUPILLA.R photocells, comprising front and rear shells with concealed screw. They can maintain perfect orientation over 180°.



PUPILLA

Pair of photocells adjustable to 180°. Option to synchronise up to 4 pairs, 24 VAC/DC power supply. Easy adjustment through a LED that signals optimal alignment. Compact size: 36x110x35 mm



CBY.24V

Battery charger card. The CBY.24V card allows charging two different types of nickel metalhydrate and lead batteries.



DA.BT2

2.1Ah 12 Vdc Battery.

DA.BT6

7Ah 12 Vdc Battery.



LB

Standard box for control units. Protection level IP55. (290 x 220 x 118 mm)



DA.2S

Electronic board that allows synchronised movement of 2 automation devices (opposed sliding gates).

TECHNICAL DATA	PONY*
Power supply	230 Vac (50-60Hz)
Motor supply	24 Vdc
Max absorbed current	0.6 A
Power consumption in stand-by	8 mA
Max Thrust	321 N
Opening speed	10 m/min
Duty cycle	30%
Protection level	IP44
Operating temperature	-20°C /+50°C
Max gate weight	400 kg
Driving gear for rack	M4 Z14
Weight	8.1 kg
Version	KIT only
Kit weight	8.5 kg
Kits no. per pallet	40

* Available in 115 VAC version



BULL424ESA



CONTROL UNITS:

BULL424ESA — CP.B24ESA 162



RESIDENTIAL USE

control unit with built-in encoder and receiver personalised release key



up to 450 kg

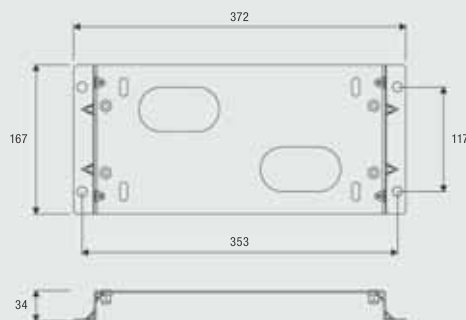
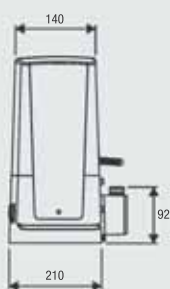
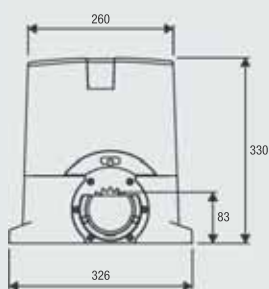


24 Vdc | intensive use

- 24 Vdc geared motor for intensive use, with built-in control unit, ESA SYSTEM and encoder
- The encoder device ensures maximum safety and precision in the gate moving phases
- Amperometric sensor obstacle detection system to prevent crushing
- Battery back up system ready
- Metal release lever
- Magnetic limit switches accessory available (MLS)



Raised foundation plate included. Height 34 mm. Floor fixing distance 353x117 mm, no. 4 Ø 11 mm, motor fixing distance 300x75 mm n.4 M8.



COMPLETE KITS



MOTOR



PHOTOCELLS



FLASHING LIGHT



SELECTOR



TRANSMITTER

KBULL424

1x **BULL424ESA**

1x **PUPILLA.R**

1x **LAMPI24.LED**

1x **TOKEY**

1x **TO.GO2VA**



RI.M4F

M4 rack, to weld or attach with screws, 30x12x1000 mm slotted and galvanised. Supplied with M6 metric screws and threaded spacers.
Package of 4 pcs.



RI.M4Z

M4 galvanised rack to weld 22x22x2000 mm.
Package of 2 pcs.



RI.M4ZF

Galvanised slotted M4 rack 22x22x2010 mm for fastening to the side with the teeth. Supplied with M6 screws.
Package of 1 pc.



RI.M4P

Nylon rack with steel core, to attach with screws, M4, 28x40x1000 mm. Slotted, provided with self-drilling screws.
Package of 10 pcs.



BULL.P3

Raised foundation plate. Height 34 mm. Floor fixing distance 260x117 mm, no. 4 Ø 11 mm, motor fixing distance 300x75 mm n.4 M8.



SB.BULL8.F

Externally fitted anti-intrusion cable unlock device (L=4.5m).



MLS

Magnetic limit switches. Suitable for snowy places.



ID.TA

Warning board.



IRI.TX4VA

4-channel transmitter with Advanced Rolling Code and Rolling Code.



IRI.TX4AK

4-channel transmitter with Advanced Rolling Code and Fixed Code.




IRI.LAMP

White full range flashing light, 20-255 VAC with built-in aerial.



IRI.KPAD

Battery operated wireless vandal-proof digital keypad with alert buzzer and backlit buttons. Triple coding: Rolling Code, Programmable Code and Advanced Rolling Code. 254 memorisable codes.



IRI.CELL

Pair of vandal-proof metal covers for PUPILLA/PUPILLA.R photocells, comprising front and rear shells with concealed screw. They can maintain perfect orientation over 180°.



PUPILLA

Pair of photocells adjustable to 180°. Option to synchronise up to 4 pairs, 24 VAC/DC power supply. Easy adjustment through a LED that signals optimal alignment. Compact size: 36x110x35 mm



BULL24.CBY

Accessory with CBY.24V battery charger, 1.2 Ah batteries and support bracket.



DA.2S

Electronic board that allows synchronised movement of 2 automation devices (opposed sliding gates).

TECHNICAL DATA	BULL424ESA*
Power supply	230 Vac (50-60Hz)
Motor supply	24 Vdc
Max absorbed current	0.4 A
Power consumption in stand-by	8 mA
Max Thrust	428 N
Opening speed	6.7÷11 m/min
Duty cycle	intensive use
Protection level	IP44
Operating temperature	-20°C /+50°C
Max gate weight	450 kg
Driving gear for rack	M4 Z14
Weight	10.4 kg
Items no. per pallet	40
Kit weight	11.1 kg
Kits no. per pallet	40

* Available in 115 VAC version



230_{VAC}

BULL5M



CONTROL UNITS:

BULL5M ————— CP.CORE 149



RESIDENTIAL USE

with integrated control unit and receiver
personalised release key



up to 500 kg

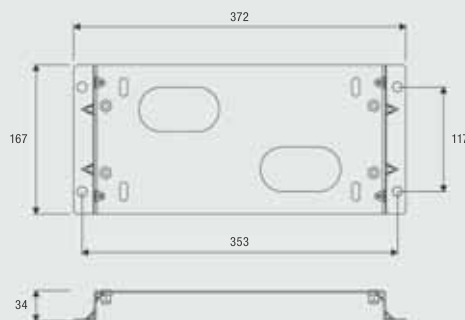
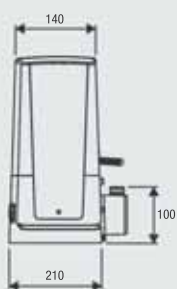
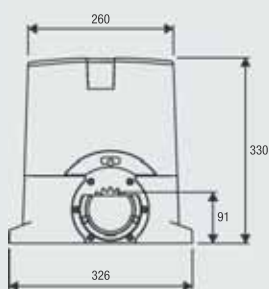


230 Vac


- Electromechanical 230 Vac geared motor with built-in control unit
- Optional encoder connection using MAG.E accessory
- The encoder device ensures crush prevention and precision in the gate moving phases
- Metal release lever
- Magnetic limit switches accessory available (MLS)



Raised foundation plate included. Height 34 mm. Floor fixing distance 353x117 mm, no. 4 Ø 11 mm, motor fixing distance 300x75 mm n.4 M8.



COMPLETE KITS					
KBULL5M	1x BULL5M	1x PUPILLA.R	1x LAMPI.LED	1x TOKEY	1x TO.GO2VA

**RI.M4F**

M4 rack, to weld or attach with screws, 30x12x1000 mm slotted and galvanised. Supplied with M6 metric screws and threaded spacers.
Package of 4 pcs.

**RI.M4Z**

M4 galvanised rack to weld 22x22x2000 mm.
Package of 2 pcs.

**RI.M4ZF**

Galvanised slotted M4 rack 22x22x2010 mm for fastening to the side with the teeth. Supplied with M6 screws.
Package of 1 pc.

**RI.M4P**

Nylon rack with steel core, to attach with screws, M4, 28x40x1000 mm. Slotted, provided with self-drilling screws.
Package of 10 pcs.

**BULL.P3**

Raised foundation plate. Height 34 mm. Floor fixing distance 260x117 mm, no. 4 Ø 11 mm, motor fixing distance 300x75 mm n.4 M8.

**SB.BULL8.F**

Externally fitted anti-intrusion cable unlock device (L=4.5m).

**MAG.E**

Magnetic sensor device to detect obstacles and manage deceleration.

**MLS**

Magnetic limit switches. Suitable for snowy places.

**ID.TA**

Warning board.

**IRI.TX4VA**

4-channel transmitter with Advanced Rolling Code and Rolling Code.

**IRI.TX4AK**


4-channel transmitter with Advanced Rolling Code and Fixed Code.

**IRI.LAMP**

White full range flashing light, 20-255 VAC with built-in aerial.

**IRI.KPAD**

Battery operated wireless vandal-proof digital keypad with alert buzzer and backlit buttons. Triple coding: Rolling Code, Programmable Code and Advanced Rolling Code. 254 memorisable codes.

**IRI.CELL**

Pair of vandal-proof metal covers for PUPILLA/PUPILLA.R photocells, comprising front and rear shells with concealed screw. They can maintain perfect orientation over 180°.

**PUPILLA**

Pair of photocells adjustable to 180°. Option to synchronise up to 4 pairs, 24 VAC/DC power supply. Easy adjustment through a LED that signals optimal alignment. Compact size: 36x110x35 mm

**DA.2S**

Electronic board that allows synchronised movement of 2 automation devices (opposed sliding gates).

TECHNICAL DATA	BULL5M*
Power supply	230 Vac (50-60Hz)
Motor supply	230 Vac
Max absorbed current	1.3 A
Max Thrust	650 N
Opening speed	10.5 m/min
Duty cycle	30%
Protection level	IP44
Operating temperature	-20°C /+50°C
Max gate weight	500 kg
Driving gear for rack	M4 Z18
Weight	11.3 kg
Items no. per pallet	40
Kit weight	12.1 kg
Kits no. per pallet	40

* Available in 115 VAC version



BULL624ESA



COMMERCIAL USE

control unit with built-in encoder and receiver personalised release key



up to 600 kg



CONTROL UNITS:

BULL624ESA — CP.B24ESA 162

BULL624ESA.S — CP.B24ESA 162

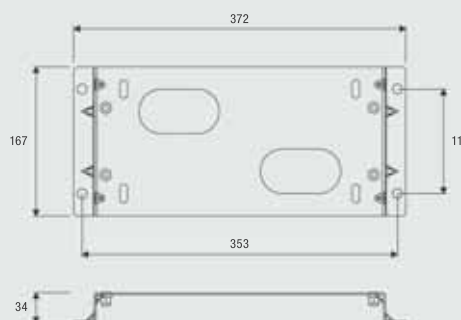
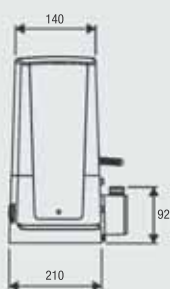
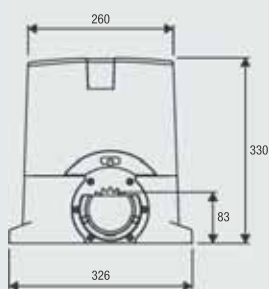


24 Vdc | intensive use

- 24 Vdc geared motor for intensive use, with built-in control unit, ESA SYSTEM and encoder
- The encoder device ensures maximum safety and precision in the gate moving phases
- Amperometric sensor obstacle detection system to prevent crushing
- Battery back up system ready
- Metal release lever
- Version with magnetic limit switches available (BULL624ESA.S)



Raised foundation plate included. Height 34 mm. Floor fixing distance 353x117 mm, no. 4 Ø 11 mm, motor fixing distance 300x75 mm n.4 M8.



COMPLETE KITS



MOTOR

1x **BULL624ESA**



PHOTOCELLS

1x **PUPILLA.R**



FLASHING LIGHT

1x **LAMPI24.LED**



SELECTOR


1x **TOKEY**



TRANSMITTER

1x **TO.GO2VA**

KBULL624




RI.M4F
M4 rack, to weld or attach with screws, 30x12x1000 mm slotted and galvanised. Supplied with M6 metric screws and threaded spacers.
Package of 4 pcs.



RI.M4Z
M4 galvanised rack to weld 22x22x2000 mm.
Package of 2 pcs.



RI.M4ZF
Galvanised slotted M4 rack 22x22x2010 mm for fastening to the side with the teeth. Supplied with M6 screws.
Package of 1 pc.



RI.M4P
Nylon rack with steel core, to attach with screws, M4, 28x40x1000 mm. Slotted, provided with self-drilling screws.
Package of 10 pcs.



BULL.P3
Raised foundation plate. Height 34 mm. Floor fixing distance 260x117 mm, no. 4 Ø 11 mm, motor fixing distance 300x75 mm n.4 M8.



SB.BULL8.F
Externally fitted anti-intrusion cable unlock device (L=4.5m).



ID.TA
Warning board.



IRI.TX4VA
4-channel transmitter with Advanced Rolling Code and Rolling Code.



IRI.TX4AK
4-channel transmitter with Advanced Rolling Code and Fixed Code.



IRI.LAMP
White full range flashing light, 20-255 VAC with built-in aerial.



IRI.KPAD
Battery operated wireless vandal-proof digital keypad with alert buzzer and backlit buttons. Triple coding: Rolling Code, Programmable Code and Advanced Rolling Code. 254 memorisable codes.



IRI.CELL
Pair of vandal-proof metal covers for PUPILLA/PUPILLA.R photocells, comprising front and rear shells with concealed screw. They can maintain perfect orientation over 180°.



PUPILLA
Pair of photocells adjustable to 180°. Option to synchronise up to 4 pairs, 24 VAC/DC power supply. Easy adjustment through a LED that signals optimal alignment. Compact size: 36x110x35 mm



BULL24.CBY
Accessory with CBY.24V battery charger, 1.2 Ah batteries and support bracket.



DA.2S
Electronic board that allows synchronised movement of 2 automation devices (opposed sliding gates).

TECHNICAL DATA	BULL624ESA*	BULL624ESA.S*
Power supply	230 Vac (50-60Hz)	230 Vac (50-60Hz)
Motor supply	24 Vdc	24 Vdc
Max absorbed current	0.5 A	0.5 A
Power consumption in stand-by	8 mA	8 mA
Max Thrust	857 N	857 N
Opening speed	5.8÷9.75 m/min	5.8÷9.75 m/min
Duty cycle	intensive use	intensive use
Protection level	IP44	IP44
Magnetic limit switches	NO	YES
Operating temperature	-20°C /+50°C	-20°C /+50°C
Max gate weight	600 kg	600 kg
Driving gear for rack	M4 Z14	M4 Z14
Weight	11.7 kg	11.7 kg
Items no. per pallet	40	40
Kit weight	12.4 kg	---
Kits no. per pallet	40	---

* Available in 115 VAC version



BULL624 TURBO

COMMERCIAL USE

control unit with incorporated receiver and virtual encoder
personalised release key
built-in battery charger

up to 600 kg

24 Vdc | intensive use

- Fast 24 VDC geared motor for intensive use with integrated control unit equipped with switching power supply (115/230 VAC) that permits a reduced power use and a long lifespan of the actuator
- The main control unit, on the top part of the motor, makes it possible to facilitate the wiring procedure and also to calculate the position of the motor starting from the measurement of instantaneous speed (virtual encoder)
- The virtual encoder allows proper management of the slowing-down phases, movement tracking (STC system), and torque management in relation to the position of the gate, which guarantees maximum safety
- Self-programming with the radio transmitter can be activated at the first installation. Practical cableguides
- **Maximum performance and speed (25.5 m/min with 600 kg)**
- Anti-crushing system with amperometric obstacle detection
- Safety sensor that stops the motor power supply during release operations
- Designed for connection to the X.BE module to integrate the device into KNX home automation systems
- Convenient compartment for 2 mod. DA.BT2 2.1 Ah batteries
- Metal release lever
- Option to operate opposed sliding gates using the SIS accessory
- Version available with magnetic limit switches (BULL624 TURBO.S)



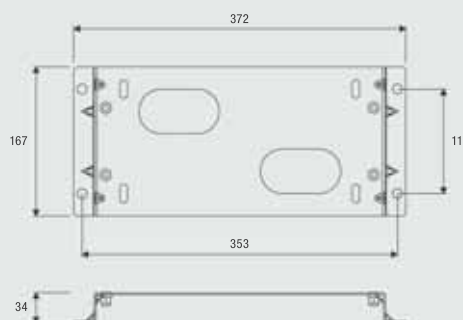
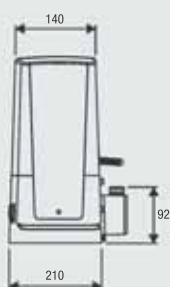
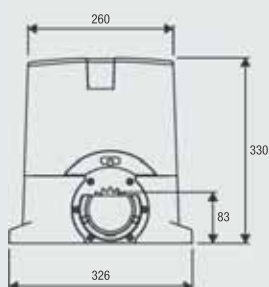
CONTROL UNITS:

BULL624 TURBO — CP.B24 TURBO 163

BULL624 TURBO.S — CP.B24 TURBO 163



Raised foundation plate included. Height 34 mm.
Floor fixing distance 353x117 mm, no. 4 Ø 11 mm,
motor fixing distance 300x75 mm n.4 M8.



COMPLETE KITS



MOTOR



PHOTOCELLS



FLASHING LIGHT



SELECTOR



TRANSMITTER

KBULL624TURBO


1x **BULL624TURBO**

1x **PUPILLA.R**

1x **LAMP124.LED**

1x **TOKEY**

1x **TO.GO2VA**




RI.M4F
M4 rack, to weld or attach with screws, 30x12x1000 mm slotted and galvanised. Supplied with M6 metric screws and threaded spacers.
Package of 4 pcs.



RI.M4Z
M4 galvanised rack to weld 22x22x2000 mm.
Package of 2 pcs.



RI.M4ZF
Galvanised slotted M4 rack 22x22x2010 mm for fastening to the side with the teeth. Supplied with M6 screws.
Package of 1 pc.



RI.M4P
Nylon rack with steel core, to attach with screws, M4, 28x40x1000 mm. Slotted, provided with self-drilling screws.
Package of 10 pcs.



BULL.P3
Raised foundation plate. Height 34 mm. Floor fixing distance 260x117 mm, no. 4 Ø 11 mm, motor fixing distance 300x75 mm n.4 M8.



SB.BULL8.F
Externally fitted anti-intrusion cable unlock device (L=4.5m).



X.BE
Electronic interface board between the KNX communication system and Beninca automation devices.



ID.TA
Warning board.



IRI.TX4VA
4-channel transmitter with Advanced Rolling Code and Rolling Code.



IRI.TX4AK
4-channel transmitter with Advanced Rolling Code and Fixed Code.



IRI.LAMP
White full range flashing light, 20-255 VAC with built-in aerial.



IRI.KPAD
Battery operated wireless vandal-proof digital keypad with alert buzzer and backlit buttons. Triple coding: Rolling Code, Programmable Code and Advanced Rolling Code. 254 memorisable codes.



IRI.CELL
Pair of vandal-proof metal covers for PUPILLA/PUPILLA.R photocells, comprising front and rear shells with concealed screw. They can maintain perfect orientation over 180°.



PUPILLA
Pair of photocells adjustable to 180°. Option to synchronise up to 4 pairs, 24 VAC/DC power supply. Easy adjustment through a LED that signals optimal alignment. Compact size: 36x110x35 mm



BULL624T.CB
Kit comprising 5 cables and 5 brackets for battery installation and operation even in the event of a power failure.



SIS
Quick connection electronic board that allows synchronised movement of 2 automation devices (opposed sliding gates). One board for each motor is necessary.

TECHNICAL DATA	BULL624 TURBO	BULL624 TURBO.S
Power supply	115 Vac / 230 Vac (50-60Hz)	115 Vac / 230 Vac (50-60Hz)
Motor supply	24 Vdc	24 Vdc
Max absorbed current	3 A	3 A
Power consumption in stand-by	8 mA	8 mA
Max Thrust	330 N	330 N
Opening speed	12.5÷25.5 m/min	12.5÷25.5 m/min
Duty cycle	60%*	60%*
Protection level	IP44	IP44
Magnetic limit switches	NO	YES
Operating temperature	-20°C /+50°C	-20°C /+50°C
Max gate weight	600 kg	600 kg
Driving gear for rack	M4 Z18	M4 Z18
Weight	10 kg	10 kg
Items no. per pallet	40	40
Kit weight	10.6 kg	---
Kits no. per pallet	40	---

* In extreme operating conditions (environment T 50°C, speed 25.5 m/min, gate weight 600 kg) the cycle falls to 40%



230_{VAC}

BULL8M



RESIDENTIAL USE

control unit with built-in encoder and receiver personalised release key



up to 800 kg



CONTROL UNITS:

BULL8M ——— CP.BULL8-OM 150

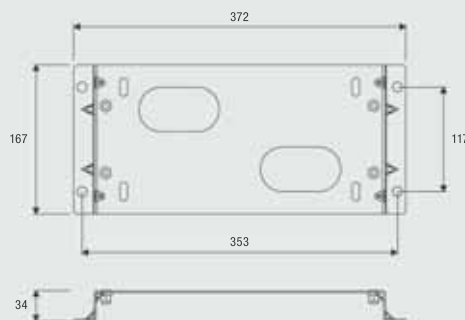
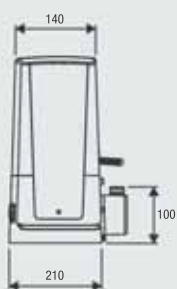
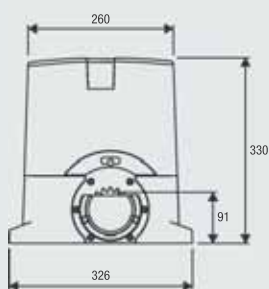
BULL8M.S ——— CP.BULL8-OM 150



230 Vac

- Electromechanical 230 Vac geared motor with built-in control unit and encoder
- The encoder device ensures crush prevention and precision in the gate moving phases
- Metal release lever
- Version with magnetic limit switches available (BULL8M.S)

Raised foundation plate included. Height 34 mm. Floor fixing distance 353x117 mm, no. 4 Ø 11 mm, motor fixing distance 300x75 mm n.4 M8.



COMPLETE KITS



MOTOR

1x **BULL8M**



PHOTOCELLS

1x **PUPILLA.R**



FLASHING LIGHT

1x **LAMPI.LED**



SELECTOR


1x **TOKEY**



TRANSMITTER

1x **TO.GO2VA**

KBULL8M




RI.M4F
M4 rack, to weld or attach with screws, 30x12x1000 mm slotted and galvanised. Supplied with M6 metric screws and threaded spacers.
Package of 4 pcs.



RI.M4Z
M4 galvanised rack to weld 22x22x2000 mm.
Package of 2 pcs.



RI.M4ZF
Galvanised slotted M4 rack 22x22x2010 mm for fastening to the side with the teeth. Supplied with M6 screws.
Package of 1 pc.



RI.M4P
Nylon rack with steel core, to attach with screws, M4, 28x40x1000 mm. Slotted, provided with self-drilling screws.
Package of 10 pcs.



BULL.P3
Raised foundation plate. Height 34 mm. Floor fixing distance 260x117 mm, no. 4 Ø 11 mm, motor fixing distance 300x75 mm n.4 M8.



SB.BULL8.F
Externally fitted anti-intrusion cable unlock device (L=4.5m).



ID.TA
Warning board.



IRI.TX4VA
4-channel transmitter with Advanced Rolling Code and Rolling Code.



IRI.TX4AK
4-channel transmitter with Advanced Rolling Code and Fixed Code.



IRI.LAMP
White full range flashing light, 20-255 VAC with built-in aerial.



IRI.KPAD
Battery operated wireless vandal-proof digital keypad with alert buzzer and backlit buttons. Triple coding: Rolling Code, Programmable Code and Advanced Rolling Code. 254 memorisable codes.



IRI.CELL
Pair of vandal-proof metal covers for PUPILLA/PUPILLA.R photocells, comprising front and rear shells with concealed screw. They can maintain perfect orientation over 180°.



PUPILLA
Pair of photocells adjustable to 180°. Option to synchronise up to 4 pairs, 24 VAC/DC power supply. Easy adjustment through a LED that signals optimal alignment. Compact size: 36x110x35 mm



DA.2S
Electronic board that allows synchronised movement of 2 automation devices (opposed sliding gates).

TECHNICAL DATA	BULL8M*	BULL8M.S*
Power supply	230 Vac (50-60Hz)	230 Vac (50-60Hz)
Motor supply	230 Vac	230 Vac
Max absorbed current	2.6 A	2.6 A
Max Thrust	940 N	940 N
Opening speed	10.5 m/min	10.5 m/min
Duty cycle	30%	30%
Protection level	IP44	IP44
Magnetic limit switches	NO	YES
Operating temperature	-20°C /+50°C	-20°C /+50°C
Max gate weight	800 kg	800 kg
Driving gear for rack	M4 Z18	M4 Z18
Weight	13.6 kg	13.7 kg
Items no. per pallet	40	40
Kit weight	14.5 kg	---
Kits no. per pallet	40	---

* Available in 115 VAC version



BULL8 OM



COMMERCIAL USE

control unit with built-in encoder and receiver
personalised release key
oil lubrication



up to 800 kg



CONTROL UNITS:

BULL8 OM — CP.BULL8-OM 150

BULL8 OM.S — CP.BULL8-OM 150

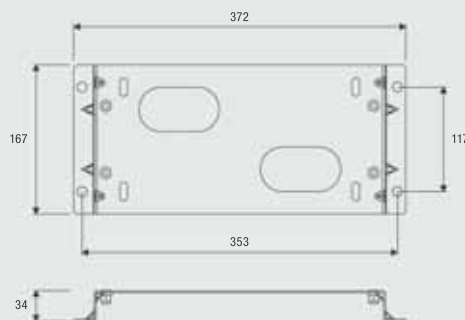
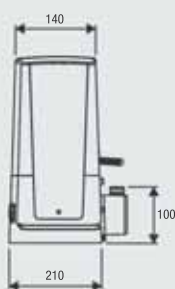
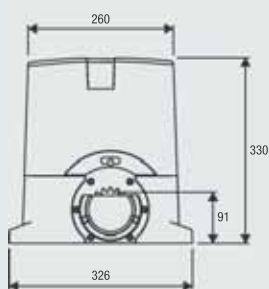


230 Vac


- Electromechanical 230 Vac geared motor with built-in control unit and encoder
- The encoder device ensures crush prevention and precision in the gate moving phases
- Full metal mechanics and oil lubrication ensure maximum gear durability. The type of oil used is also particularly effective, and ensures maximum efficiency even at low temperatures
- Reduced mechanical wear on components
- Metal release lever
- Version with magnetic limit switches available (BULL8OM.S)



Raised foundation plate included. Height 34 mm. Floor fixing distance 353x117 mm, no. 4 Ø 11 mm, motor fixing distance 300x75 mm n.4 M8.



COMPLETE KITS					
KBULL8OM	MOTOR 1x BULL8 OM	PHOTOCELLS 1x PUPILLA.R	FLASHING LIGHT 1x LAMPI.LED	SELECTOR 1x TOKEY	TRANSMITTER 1x TO.GO2VA




RI.M4F
M4 rack, to weld or attach with screws, 30x12x1000 mm slotted and galvanised. Supplied with M6 metric screws and threaded spacers.
Package of 4 pcs.



RI.M4Z
M4 galvanised rack to weld 22x22x2000 mm.
Package of 2 pcs.



RI.M4ZF
Galvanised slotted M4 rack 22x22x2010 mm for fastening to the side with the teeth. Supplied with M6 screws.
Package of 1 pc.



RI.M4P
Nylon rack with steel core, to attach with screws, M4, 28x40x1000 mm. Slotted, provided with self-drilling screws.
Package of 10 pcs.



BULL.P3
Raised foundation plate. Height 34 mm. Floor fixing distance 260x117 mm, no. 4 Ø 11 mm, motor fixing distance 300x75 mm n.4 M8.



SB.BULL8.F
Externally fitted anti-intrusion cable unlock device (L=4.5m).



ID.TA
Warning board.



IRI.TX4VA
4-channel transmitter with Advanced Rolling Code and Rolling Code.



IRI.TX4AK
4-channel transmitter with Advanced Rolling Code and Fixed Code.



IRI.LAMP
White full range flashing light, 20-255 VAC with built-in aerial.



IRI.KPAD
Battery operated wireless vandal-proof digital keypad with alert buzzer and backlit buttons. Triple coding: Rolling Code, Programmable Code and Advanced Rolling Code. 254 memorisable codes.



IRI.CELL
Pair of vandal-proof metal covers for PUPILLA/PUPILLA.R photocells, comprising front and rear shells with concealed screw. They can maintain perfect orientation over 180°.



PUPILLA
Pair of photocells adjustable to 180°. Option to synchronise up to 4 pairs, 24 VAC/DC power supply. Easy adjustment through a LED that signals optimal alignment. Compact size: 36x110x35 mm



DA.2S
Electronic board that allows synchronised movement of 2 automation devices (opposed sliding gates).

TECHNICAL DATA	BULL8 OM*	BULL8 OM.S*
Power supply	230 Vac (50-60Hz)	230 Vac (50-60Hz)
Motor supply	230 Vac	230 Vac
Max absorbed current	2.6 A	2.6 A
Max Thrust	940 N	940 N
Opening speed	10.5 m/min	10.5 m/min
Duty cycle	40%	40%
Protection level	IP44	IP44
Magnetic limit switches	NO	YES
Operating temperature	-20°C /+50°C	-20°C /+50°C
Lubrication	OIL	OIL
Max gate weight	800 kg	800 kg
Driving gear for rack	M4 Z18	M4 Z18
Weight	14.6 kg	14.7 kg
Items no. per pallet	40	40
Kit weight	15.4 kg	---
Kits no. per pallet	40	---

* Available in 115 VAC version



BULL10M



COMMERCIAL USE

control unit with built-in encoder and receiver
personalised release key



up to 1000 kg



CONTROL UNITS:

BULL10M ——— CP.BULL-RI 151

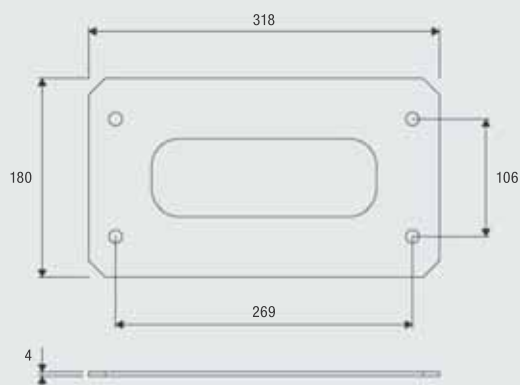
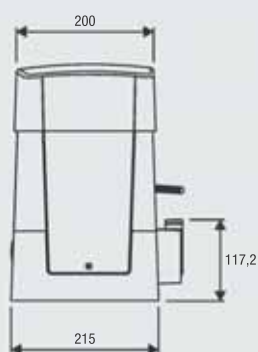
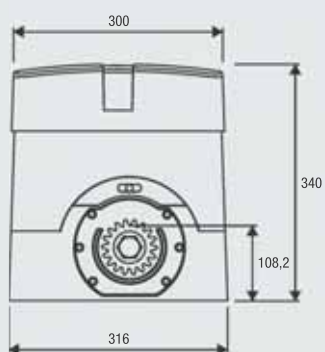
BULL10M.S ——— CP.BULL-RI 151




230 Vac

- 230 Vac geared motor with built-in control unit and encoder
- The encoder device ensures crush prevention and precision in the gate moving phases
- Metal release lever
- Version equipped with magnetic limit switches available (BULL10M.S)

Foundation plate with anchor bolts included.
Motor and floor fixing distance
269 mm x 106 mm, no. 4 Ø 12 mm.






RI.M4F
M4 rack, to weld or attach with screws, 30x12x1000 mm slotted and galvanised. Supplied with M6 metric screws and threaded spacers.
Package of 4 pcs.



RI.M4Z
M4 galvanised rack to weld 22x22x2000 mm.
Package of 2 pcs.



RI.M4ZF
Galvanised slotted M4 rack 22x22x2010 mm for fastening to the side with the teeth. Supplied with M6 screws.
Package of 1 pc.



RI.M6Z
M6 galvanised rack to weld 30x30x2000 mm. Requires pinion RI.P6.



RI.P6
M6 gear, it needs the rack RI.M6Z.



BULL.PI
Raised foundation plate. Height 32 mm. Floor fixing distance 280x170 mm, no. 4 Ø 11 mm, motor fixing distance 269x106 mm n.4 M10.



SB.BULL20.F
Externally fitted anti-intrusion cable unlock device (L=4.5m).



ID.TA
Warning board.



IRI.TX4VA
4-channel transmitter with Advanced Rolling Code and Rolling Code.



IRI.TX4AK
4-channel transmitter with Advanced Rolling Code and Fixed Code.



IRI.LAMP
White full range flashing light, 20-255 VAC with built-in aerial.



IRI.KPAD
Battery operated wireless vandal-proof digital keypad with alert buzzer and backlit buttons. Triple coding: Rolling Code, Programmable Code and Advanced Rolling Code. 254 memorisable codes.



IRI.CELL
Pair of vandal-proof metal covers for PUPILLA/PUPILLA.R photocells, comprising front and rear shells with concealed screw. They can maintain perfect orientation over 180°.



PUPILLA
Pair of photocells adjustable to 180°. Option to synchronise up to 4 pairs, 24 VAC/DC power supply. Easy adjustment through a LED that signals optimal alignment. Compact size: 36x110x35 mm



DA.2S
Electronic board that allows synchronised movement of 2 automation devices (opposed sliding gates).

TECHNICAL DATA	BULL10M*	BULL10M.S*
Power supply	230 Vac (50-60Hz)	230 Vac (50-60Hz)
Motor supply	230 Vac	230 Vac
Max absorbed current	1.6 A	1.6 A
Max Thrust	1000 N	1000 N
Opening speed	10.5 m/min	10.5 m/min
Duty cycle	40%	40%
Protection level	IP44	IP44
Magnetic limit switches	NO	YES
Operating temperature	-20°C /+50°C	-20°C /+50°C
Max gate weight	1000 kg	1000 kg
Driving gear for rack	M4 Z18	M4 Z18
Weight	19 kg	19.1 kg
Items no. per pallet	20	20

* Available in 115 VAC version



24VDC

VIRTUAL
ENCODER

turbo

STC
SYSTEMarc
only

KNX



512

BULL1224 TURBO

COMMERCIAL USE

control unit with incorporated receiver and virtual encoder
oil lubricated reductions
personalised release key
built-in battery charger

up to 1200 kg

24 Vdc | intensive use

- Fast 24 VDC geared motor for intensive use with oil lubricated reductions, control unit equipped with switching power supply (115/230 VAC) that permits reduced power use and long lifespan of the actuator
- The main control unit, on the top part of the motor, makes it possible to facilitate the wiring procedure and also to calculate the position of the motor starting from the measurement of instantaneous speed (virtual encoder)
- The virtual encoder allows proper management of the slowing-down phases, movement tracking (STC system), and torque management in relation to the position of the gate, which guarantees maximum safety
- Self-programming with transmitter can be activated at the first installation. Practical cableguides
- **Maximum performance and speed (24 m/min with 1200 kg)**
- Anti-crushing system with amperometric obstacle detection
- Safety sensor that stops the motor power supply during release operations
- Designed for connection to the X.BE module to integrate the device into KNX home automation systems
- Convenient compartment for 2 mod. DA.BT6 7 Ah batteries
- Metal release lever
- Option to operate opposed sliding gates using the SIS accessory
- Version available with magnetic limit switches (BULL1224 TURBO.S)



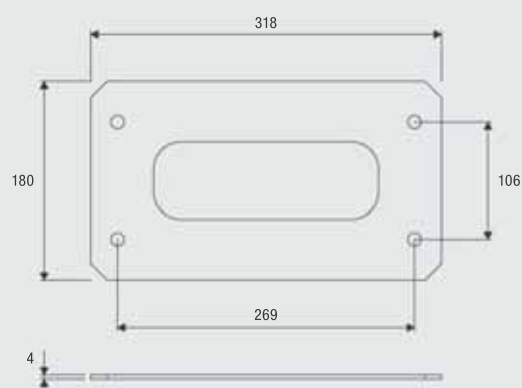
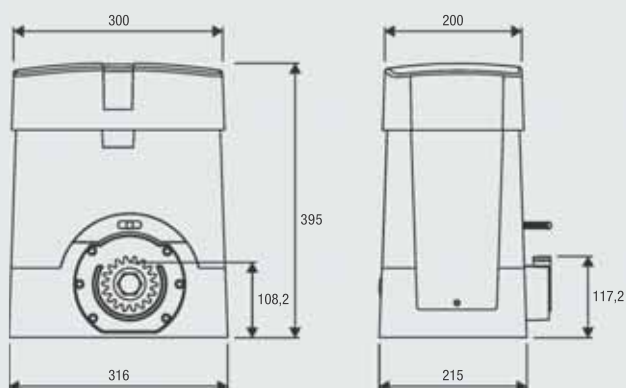
CONTROL UNITS:


BULL1224 TURBO — CP.B24 TURBO 163

BULL1224 TURBO.S — CP.B24 TURBO 163



Foundation plate with anchor bolts included.
Motor and floor fixing distance
269 mm x 106 mm, no. 4 Ø 12 mm.






RI.M4F
M4 rack, to weld or attach with screws, 30x12x1000 mm slotted and galvanised. Supplied with M6 metric screws and threaded spacers.
Package of 4 pcs.



RI.M4Z
M4 galvanised rack to weld 22x22x2000 mm.
Package of 2 pcs.



RI.M4ZF
Galvanised slotted M4 rack 22x22x2010 mm for fastening to the side with the teeth. Supplied with M6 screws.
Package of 1 pc.



RI.M6Z
M6 galvanised rack to weld 30x30x2000 mm. Requires pinion RI.P6.



RI.P6
M6 gear, it needs the rack RI.M6Z.



BULL.PI
Raised foundation plate. Height 32 mm. Floor fixing distance 280x170 mm, no. 4 Ø 11 mm, motor fixing distance 269x106 mm n.4 M10.



SB.BULL20.F
Externally fitted anti-intrusion cable unlock device (L=4.5m).



X.BE
Electronic interface board between the KNX communication system and Benincà automation devices.



RF.SUN
Battery-operated device recharged by means of a photovoltaic panel applied on a mobile edge.



RF
Device with a non rechargeable battery, with guaranteed duration 2 years.



SC.RF
Device powered at 12/24 Vdc with self-test function and 2 outputs for connection to the electronic control units.



IRI.TX4VA
4-channel transmitter with Advanced Rolling Code and Rolling Code.

IRI.TX4AK
4-channel transmitter with Advanced Rolling Code and Fixed Code.



IRI.LAMP
White full range flashing light, 20-255 VAC with built-in aerial.



IRI.KPAD
Battery operated wireless vandal-proof digital keypad with alert buzzer and backlit buttons. Triple coding: Rolling Code, Programmable Code and Advanced Rolling Code. 254 memorisable codes.



IRI.CELL
Pair of vandal-proof metal covers for PUPILLA/PUPILLA.R photocells, comprising front and rear shells with concealed screw. They can maintain perfect orientation over 180°.



PUPILLA
Pair of photocells adjustable to 180°. Option to synchronise up to 4 pairs, 24 VAC/DC power supply. Easy adjustment through a LED that signals optimal alignment. Compact size: 36x110x35 mm



BULL1224T.CB
Kit comprising 5 cables and 5 brackets for battery installation and operation even in the event of a power failure.



SIS
Quick connection electronic board that allows synchronised movement of 2 automation devices (opposed sliding gates). One board for each motor is necessary.

TECHNICAL DATA	BULL1224 TURBO	BULL1224 TURBO.S
Power supply	115 Vac / 230 Vac (50-60Hz)	115 Vac / 230 Vac (50-60Hz)
Motor supply	24 Vdc	24 Vdc
Max absorbed current	3 A	3 A
Power consumption in stand-by	8 mA	8 mA
Max Thrust	390 N	390 N
Opening speed	12.5÷24 m/min	12.5÷24 m/min
Duty cycle	80%*	80%*
Protection level	IP44	IP44
Magnetic limit switches	NO	YES
Operating temperature	-20°C /+50°C	-20°C /+50°C
Max gate weight	1200 kg	1200 kg
Driving gear for rack	M4 Z18	M4 Z18
Weight	17.3 kg	17.4 kg
Items no. per pallet	20	20

* In extreme operating conditions (environment T 50°C, speed 24 m/min, gate weight 1200 kg) the cycle falls to 40%



BULL15M



COMMERCIAL USE

control unit with built-in encoder and receiver
personalised release key



up to 1500 kg



CONTROL UNITS:

BULL15M ——— CP.BULL-RI 151

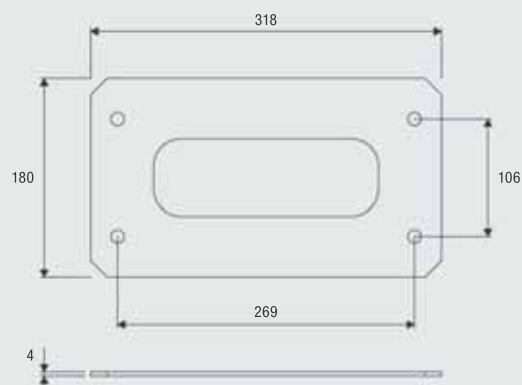
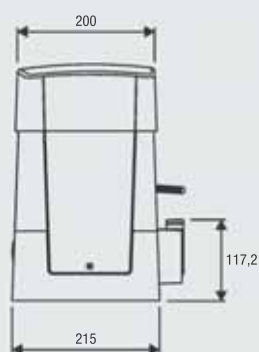
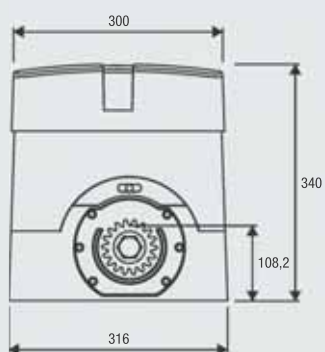
BULL15M.S ——— CP.BULL-RI 151




230 Vac

- 230 Vac geared motor with built-in control unit and encoder
- The encoder device ensures crush prevention and precision in the gate moving phases
- Metal release lever
- Version equipped with magnetic limit switches available (BULL15M.S)

Foundation plate with anchor bolts included.
Motor and floor fixing distance
269 mm x 106 mm, no. 4 Ø 12 mm.






RI.M4F
M4 rack, to weld or attach with screws, 30x12x1000 mm slotted and galvanised. Supplied with M6 metric screws and threaded spacers.
Package of 4 pcs.



RI.M4Z
M4 galvanised rack to weld 22x22x2000 mm.
Package of 2 pcs.



RI.M4ZF
Galvanised slotted M4 rack 22x22x2010 mm for fastening to the side with the teeth. Supplied with M6 screws.
Package of 1 pc.



RI.M6Z
M6 galvanised rack to weld 30x30x2000 mm. Requires pinion RI.P6.



RI.P6
M6 gear, it needs the rack RI.M6Z.



BULL.PI
Raised foundation plate. Height 32 mm. Floor fixing distance 280x170 mm, no. 4 Ø 11 mm, motor fixing distance 269x106 mm n.4 M10.



SB.BULL20.F
Externally fitted anti-intrusion cable unlock device (L=4.5m).



ID.TA
Warning board.



IRI.TX4VA
4-channel transmitter with Advanced Rolling Code and Rolling Code.



IRI.TX4AK
4-channel transmitter with Advanced Rolling Code and Fixed Code.



IRI.LAMP
White full range flashing light, 20-255 VAC with built-in aerial.



IRI.KPAD
Battery operated wireless vandal-proof digital keypad with alert buzzer and backlit buttons. Triple coding: Rolling Code, Programmable Code and Advanced Rolling Code. 254 memorisable codes.



IRI.CELL
Pair of vandal-proof metal covers for PUPILLA/PUPILLA.R photocells, comprising front and rear shells with concealed screw. They can maintain perfect orientation over 180°.



PUPILLA
Pair of photocells adjustable to 180°. Option to synchronise up to 4 pairs, 24 VAC/DC power supply. Easy adjustment through a LED that signals optimal alignment. Compact size: 36x110x35 mm



DA.2S
Electronic board that allows synchronised movement of 2 automation devices (opposed sliding gates).

TECHNICAL DATA	BULL15M*	BULL15M.S*
Power supply	230 Vac (50-60Hz)	230 Vac (50-60Hz)
Motor supply	230 Vac	230 Vac
Max absorbed current	2.5 A	2.5 A
Max Thrust	1250 N	1250 N
Opening speed	10.5 m/min	10.5 m/min
Duty cycle	60%	60%
Protection level	IP44	IP44
Magnetic limit switches	NO	YES
Operating temperature	-20°C /+50°C	-20°C /+50°C
Max gate weight	1500 kg	1500 kg
Driving gear for rack	M4 Z18	M4 Z18
Weight	19.6 kg	20.1 kg
Items no. per pallet	20	20

* Available in 115 VAC version

230^{VAC}

KBULL15M.S-HM

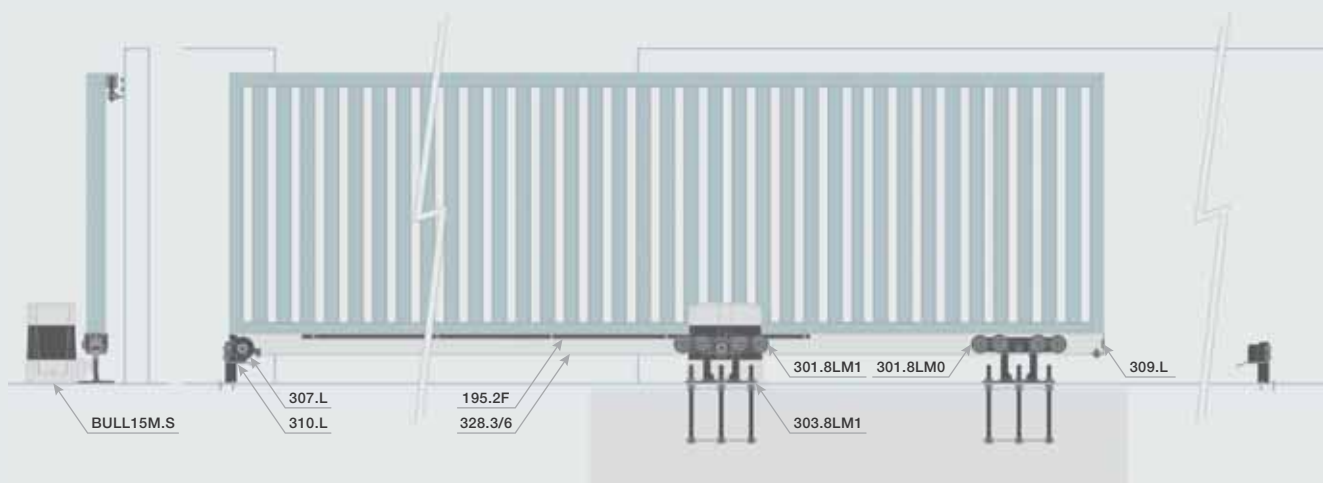
**CONTROL UNITS:**

BULL15M.S-HM — CP.BULL-RI 151

**COMMERCIAL USE**control unit with built-in encoder and receiver
personalised release key**up to 1500 kg**

230 Vac

- 230 VAC geared motor with incorporated control unit and encoder
- The encoder guarantees maximum safety against crushing and precision while the gate is moving
- Metal release lever
- Available in the kit KBULL15M.S-HM for automating cantilever sliding gates, equipped with 9 mt long track
- The system has an internal rack, and guarantees maximum safety against draw-in and/or crushing in the transmission mechanism
- The system is fastened on one of two carriages present inside the rail. This ensures compliance with safety regulations, since it is within the impact curve parameters

**□ KIT INCLUDES THE FOLLOWING ITEMS:**

BULL15M.S	PUPILLA	LAMP.I.LED	TOKEY	TO.GO2VA	301.8LM0	301.8LM1	303.8LM1	328.3/6	195.2F	307.L	309.L	310.L

**ID.TA**

Warning board.

**IRI.TX4VA**

4-channel transmitter with Advanced Rolling Code and Rolling Code.

**IRI.TX4AK**

4-channel transmitter with Advanced Rolling Code and Fixed Code.

**IRI.LAMP**

White full range flashing light, 20-255 VAC with built-in aerial.

**IRI.KPAD**

Battery operated wireless vandal-proof digital keypad with alert buzzer and backlit buttons. Triple coding: Rolling Code, Programmable Code and Advanced Rolling Code. 254 memorisable codes.

**IRI.CELL**


Pair of vandal-proof metal covers for PUPILLA/PUPILLA.R photocells, comprising front and rear shells with concealed screw. They can maintain perfect orientation over 180°.

**PUPILLA**

Pair of photocells adjustable to 180°. Option to synchronise up to 4 pairs, 24 VAC/DC power supply. Easy adjustment through a LED that signals optimal alignment. Compact size: 36x110x35 mm

**DA.2S**

Electronic board that allows synchronised movement of 2 automation devices (opposed sliding gates).



WATCH THE VIDEO

TECHNICAL DATA	BULL15M.S-HM
Power supply	230 Vac (50-60Hz)
Motor supply	230 Vac
Max absorbed current	2.5 A
Max Thrust	1250 N
Opening speed	10.5 m/min
Duty cycle	60%
Protection level	IP44
Magnetic limit switches	SI
Operating temperature	-20°C /+50°C
Max gate weight	1500 kg
Driving gear for rack	M4 Z18
Weight	18.9 kg
Items no. per pallet	20



BULL1524



COMMERCIAL USE

control unit with incorporated receiver and virtual encoder
personalised release key
built-in battery charger



up to 1500 kg



CONTROL UNITS:

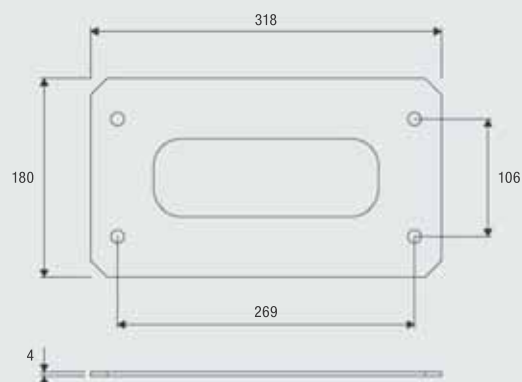
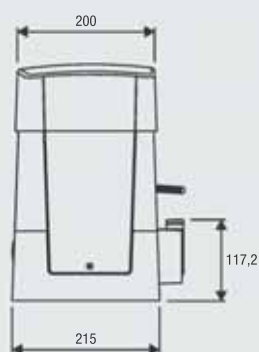
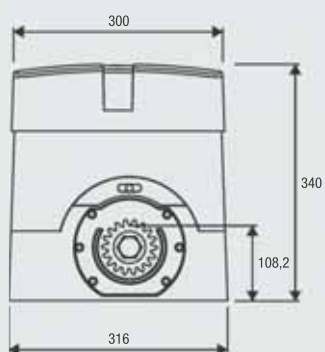
BULL1524 ——— CP.B1524 164




Foundation plate with anchor bolts included.
Motor and floor fixing distance
269 mm x 106 mm, no. 4 Ø 12 mm.

24 Vdc | intensive use

- 24 VDC geared motor with integrated control unit equipped with switching power supply (85÷265 VAC) which reduces energy consumption and ensures a long lifespan of the actuator
- Very intensive use, ideal for condominium applications
- Anti-crushing system with amperometric obstacle detection
- The control unit makes it possible to calculate the position of the motor starting from the measurement of instantaneous speed (virtual encoder)
- The virtual encoder allows proper management of the slowing-down phases, movement tracking (STC system), and torque management in relation to the position of the gate, which guarantees maximum safety
- Fast and easy to install, with the self-programming function through the radio transmitter, activation is possible immediately after installation
- Option to operate opposed sliding gates using the SIS accessory and in case of power failure with the built-in battery charger accessory
- Metal release lever
- Version available with magnetic limit switches (BULL1524.S)





RI.M4F

M4 rack, to weld or attach with screws, 30x12x1000 mm slotted and galvanised. Supplied with M6 metric screws and threaded spacers.
Package of 4 pcs.




RI.M4Z

M4 galvanised rack to weld 22x22x2000 mm.
Package of 2 pcs.



RI.M4ZF

Galvanised slotted M4 rack 22x22x2010 mm for fastening to the side with the teeth. Supplied with M6 screws.
Package of 1 pc.



RI.M6Z

M6 galvanised rack to weld 30x30x2000 mm. Requires pinion RI.P6.



RI.P6

M6 gear, it needs the rack RI.M6Z.



BULL.PI

Raised foundation plate. Height 32 mm. Floor fixing distance 280x170 mm, no. 4 Ø 11 mm, motor fixing distance 269x106 mm n.4 M10.



SB.BULL20.F

Externally fitted anti-intrusion cable unlock device (L=4.5m).



ID.TA

Warning board.



IRI.TX4VA

4-channel transmitter with Advanced Rolling Code and Rolling Code.



IRI.TX4AK

4-channel transmitter with Advanced Rolling Code and Fixed Code.



IRI.LAMP

White full range flashing light, 20-255 VAC with built-in aerial.



IRI.KPAD

Battery operated wireless vandal-proof digital keypad with alert buzzer and backlit buttons. Triple coding: Rolling Code, Programmable Code and Advanced Rolling Code. 254 memorisable codes.



IRI.CELL

Pair of vandal-proof metal covers for PUPILLA/PUPILLA.R photocells, comprising front and rear shells with concealed screw. They can maintain perfect orientation over 180°.



PUPILLA

Pair of photocells adjustable to 180°. Option to synchronise up to 4 pairs, 24 VAC/DC power supply. Easy adjustment through a LED that signals optimal alignment. Compact size: 36x110x35 mm



BULL1524.CB

Accessory equipped with 1.2 Ah batteries and support bracket.



SIS

Quick connection electronic board that allows synchronised movement of 2 automation devices (opposed sliding gates). One board for each motor is necessary.

TECHNICAL DATA	BULL1524	BULL1524.S
Power supply	85 ÷ 265 Vac (50-60Hz)	85 ÷ 265 Vac (50-60Hz)
Motor supply	24 Vdc	24 Vdc
Max absorbed current	1.7 A	1.7 A
Max Thrust	944 N	944 N
Opening speed	11.7 m/min	11.7 m/min
Duty cycle	intensive use	intensive use
Protection level	IP44	IP44
Magnetic limit switches	NO	YES
Operating temperature	-20°C /+50°C	-20°C /+50°C
Max gate weight	1500 kg	1500 kg
Driving gear for rack	M4 Z18	M4 Z18
Weight	15.9 kg	16 kg
Items no. per pallet	20	20



BULL17 OMI



INDUSTRIAL USE

control unit with built-in inverter and virtual encoder
oil lubricated reductions
personalised release key



up to 1700 kg



CONTROL UNITS:

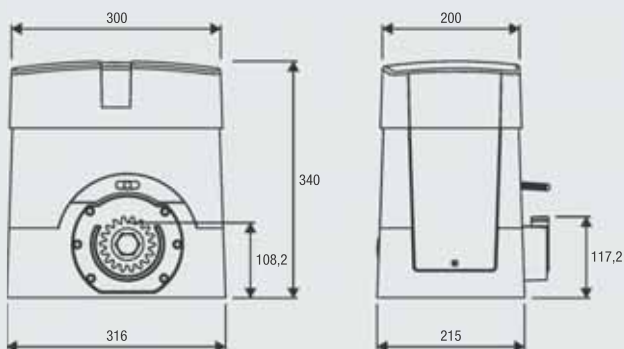
BULL17 OMI ——— CP.BULL OMI 153



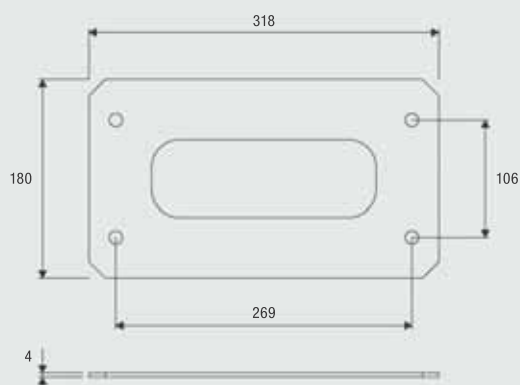
230 Vac

- Single phase 230 VAC geared motor for intensive use with oil lubricated reductions
- The main control unit, located in the top part of the motor and with integrated inverter, makes it possible to calculate the position of the motor starting from the measurement of current intensity on the electric motor (virtual encoder)
- Oil lubrication guarantees maximum duration of the reducer. The type of oil is very effective and guarantees excellent performance even at low temperatures
- Reduced mechanical wear of components
- The virtual encoder allows proper management of the slowing-down phases, movement tracking (STC system), and torque management in relation to the position of the gate, which guarantees maximum safety
- Adjustable speed from 10 to 24 m/min according to gate weight
- Safety sensor that stops the motor power supply during release operations
- Receiver ONE2.WI is supplied
- Metal release lever

Foundation plate with anchor bolts included.
Motor and floor fixing distance
269 mm x 106 mm, no. 4 Ø 12 mm.



Weight (kg)	Speed (m/min)
1,700	17
1,000	20
500	24





RI.M4F

M4 rack, to weld or attach with screws, 30x12x1000 mm slotted and galvanised. Supplied with M6 metric screws and threaded spacers.
Package of 4 pcs.



RI.M4Z

M4 galvanised rack to weld 22x22x2000 mm.
Package of 2 pcs.



RI.M4ZF

Galvanised slotted M4 rack 22x22x2010 mm for fastening to the side with the teeth. Supplied with M6 screws.
Package of 1 pc.



RI.M6Z

M6 galvanised rack to weld 30x30x2000 mm. Requires pinion RI.P6.



RI.P6

M6 gear, it needs the rack RI.M6Z.



BULL.PI

Raised foundation plate. Height 32 mm. Floor fixing distance 280x170 mm, no. 4 Ø 11 mm, motor fixing distance 269x106 mm n.4 M10.



SB.BULL20.F

Externally fitted anti-intrusion cable unlock device (L=4.5m).



RF.SUN

Battery-operated device recharged by means of a photovoltaic panel applied on a mobile edge.



RF

Device with a non rechargeable battery, with guaranteed duration 2 years.



SC.RF

Device powered at 12/24 Vdc with self-test function and 2 outputs for connection to the electronic control units.



ID.TA

Warning board.



IRI.TX4VA

4-channel transmitter with Advanced Rolling Code and Rolling Code.



IRI.TX4AK

4-channel transmitter with Advanced Rolling Code and Fixed Code.



IRI.LAMP

White full range flashing light, 20-255 VAC with built-in aerial.



IRI.KPAD

Battery operated wireless vandal-proof digital keypad with alert buzzer and backlit buttons. Triple coding: Rolling Code, Programmable Code and Advanced Rolling Code. 254 memorisable codes.



IRI.CELL

Pair of vandal-proof metal covers for PUPILLA/PUPILLA.R photocells, comprising front and rear shells with concealed screw. They can maintain perfect orientation over 180°.



PUPILLA

Pair of photocells adjustable to 180°. Option to synchronise up to 4 pairs, 24 VAC/DC power supply. Easy adjustment through a LED that signals optimal alignment. Compact size: 36x110x35 mm



DA.2S

Electronic board that allows synchronised movement of 2 automation devices (opposed sliding gates).

TECHNICAL DATA	BULL17 OMI*
Power supply	230 Vac (50-60Hz)
Motor supply	230 Vac
Max absorbed current	7 A
Max Thrust	1880 N
Max opening speed	24 m/min
Duty cycle	80%**
Protection level	IP44
Magnetic limit switches	NO
Operating temperature	-20°C /+50°C
Lubrication	OIL
Max gate weight	1700 kg
Driving gear for rack	M4 Z18
Weight	21.6 kg
Items no. per pallet	20

* Available in 115 VAC version | ** In extreme operating conditions (environment T 50°C, speed 24 m/min, gate weight 500 kg) the cycle falls to 40%



BULL20M BULL20T

INDUSTRIAL USE

BULL20M: control unit with built-in encoder and receiver
BULL20T: no control unit
personalised release key

up to 2000 kg

Irreversible electromechanical geared motor available in versions single-phase 230 VAC or three-phase 400 VAC. Metal release lever.

230 Vac

- 230 Vac single phase geared motor with built-in control unit and encoder
- The encoder device ensures crush prevention and precision in the gate moving phases
- Control unit equipped with electronic braking
- Version equipped with magnetic limit switches available (BULL20M.S)

400 Vac

- 400 Vac three phase geared motor with external control unit and electronic braking
- Self-ventilated motor for more intense use
- Version equipped with magnetic limit switches available (BULL20T.S)

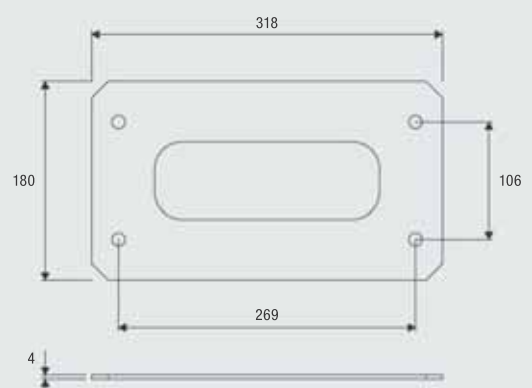
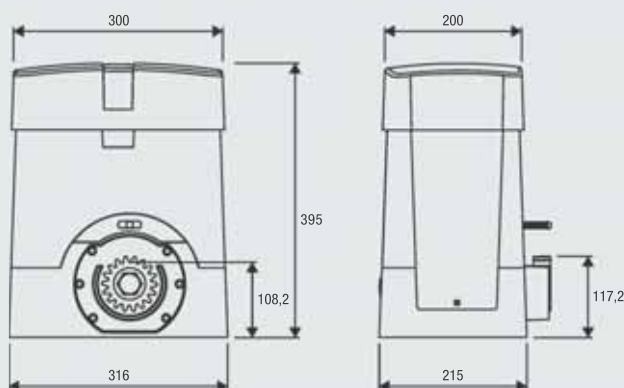



CONTROL UNITS:

BULL20M	—————	CP.BULL-RI	151
BULL20M.S	—————	CP.BULL-RI	151
BULL20T	—————	THINKY START	141 142
BULL20T.S	—————	THINKY START	141 142



Foundation plate with anchor bolts included.
Motor and floor fixing distance
269 mm x 106 mm, no. 4 Ø 12 mm.






RI.M4F
M4 rack, to weld or attach with screws, 30x12x1000 mm slotted and galvanised. Supplied with M6 metric screws and threaded spacers.
Package of 4 pcs.



RI.M4Z
M4 galvanised rack to weld 22x22x2000 mm.
Package of 2 pcs.



RI.M4ZF
Galvanised slotted M4 rack 22x22x2010 mm for fastening to the side with the teeth. Supplied with M6 screws.
Package of 1 pc.



RI.M6Z
M6 galvanised rack to weld 30x30x2000 mm. Requires pinion RI.P6.



RI.P6
M6 gear, it needs the rack RI.M6Z.



BULL.PI
Raised foundation plate. Height 32 mm. Floor fixing distance 280x170 mm, no. 4 Ø 11 mm, motor fixing distance 269x106 mm n.4 M10.



SB.BULL20.F
Externally fitted anti-intrusion cable unlock device (L=4.5m).



RF.SUN
Battery-operated device recharged by means of a photovoltaic panel applied on a mobile edge.



RF
Device with a non-rechargeable battery, with guaranteed duration 2 years.



SC.RF
Device powered at 12/24 Vdc with self-test function and 2 outputs for connection to the electronic control units.



ID.TA
Warning board.



IRI.TX4VA
4-channel transmitter with Advanced Rolling Code and Rolling Code.




IRI.TX4AK
4-channel transmitter with Advanced Rolling Code and Fixed Code.



IRI.LAMP
White full range flashing light, 20-255 VAC with built-in aerial.



IRI.KPAD
Battery operated wireless vandal-proof digital keypad with alert buzzer and backlit buttons. Triple coding: Rolling Code, Programmable Code and Advanced Rolling Code. 254 memorisable codes.



IRI.CELL
Pair of vandal-proof metal covers for PUPILLA/PUPILLA.R photocells, comprising front and rear shells with concealed screw. They can maintain perfect orientation over 180°.



PUPILLA
Pair of photocells adjustable to 180°. Option to synchronise up to 4 pairs, 24 VAC/DC power supply. Easy adjustment through a LED that signals optimal alignment. Compact size: 36x110x35 mm



DA.2S
Electronic board that allows synchronised movement of 2 automation devices (opposed sliding gates).

TECHNICAL DATA	BULL20M*	BULL20M.S*	BULL20T	BULL20T.S
Power supply	230 Vac (50-60Hz)	230 Vac (50-60Hz)	≈ 400 Vac (50-60Hz)	≈ 400 Vac (50-60Hz)
Motor supply	230 Vac	230 Vac	≈ 400 Vac	≈ 400 Vac
Max absorbed current	2.9 A	2.9 A	1.7 A	1.7 A
Max Thrust	1667 N	1667 N	2000 N	2000 N
Opening speed	10.5 m/min	10.5 m/min	10.5 m/min	10.5 m/min
Duty cycle	40%	40%	intensive use	intensive use
Protection level	IP44	IP44	IP44	IP44
Built-in control unit	YES	YES	NO	NO
Magnetic limit switches	NO	YES	NO	YES
Operating temperature	-20°C /+50°C	-20°C /+50°C	-20°C /+50°C	-20°C /+50°C
Max gate weight	2000 kg	2000 kg	2000 kg	2000 kg
Driving gear for rack	M4 Z18	M4 Z18	M4 Z18	M4 Z18
Weight	21.1 kg	21.3 kg	21.3 kg	21.4 kg
Items no. per pallet	20	20	20	20

* Available in 115 VAC version



230_{VAC}

BULL20 HE



CONTROL UNITS:

BULL20 HE ——— CP.BULL20-HE 152



COMMERCIAL | INDUSTRIAL USE

control unit with built-in encoder and receiver
oil lubricated reductions
personalised release key
self-ventilated for very intense use



up to 2000 kg

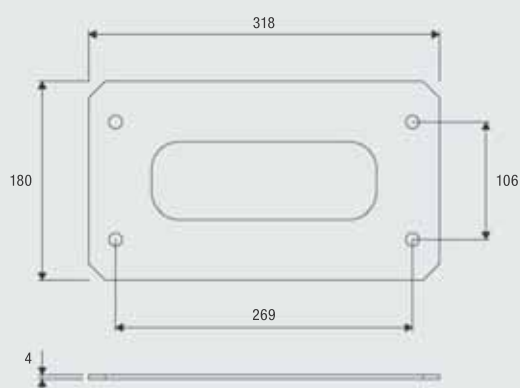
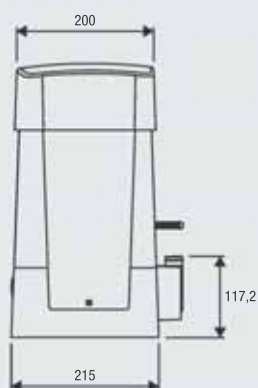
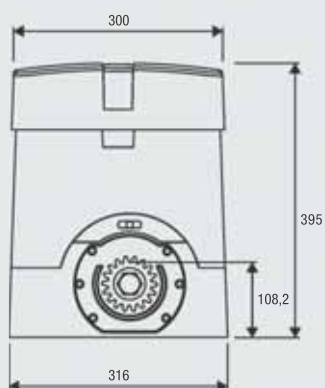



230 Vac

- Self-ventilated 230 VAC geared motor for intensive use with oil lubricated reductions
- Thanks to the characteristics of the new electric motor, this product is particularly indicated for very intense use
- The encoder guarantees maximum safety and precision while the gate is moving
- Metal release lever



Foundation plate with anchor bolts included.
Motor and floor fixing distance
269 mm x 106 mm, no. 4 Ø 12 mm.



**RI.M4F**


M4 rack, to weld or attach with screws, 30x12x1000 mm slotted and galvanised. Supplied with M6 metric screws and threaded spacers.
Package of 4 pcs.

**RI.M4Z**

M4 galvanised rack to weld 22x22x2000 mm.
Package of 2 pcs.

**RI.M4ZF**

Galvanised slotted M4 rack 22x22x2010 mm for fastening to the side with the teeth. Supplied with M6 screws.
Package of 1 pc.

**RI.M6Z**

M6 galvanised rack to weld 30x30x2000 mm. Requires pinion RI.P6.

**RI.P6**

M6 gear, it needs the rack RI.M6Z.

**BULL.PI**

Raised foundation plate. Height 32 mm. Floor fixing distance 280x170 mm, no. 4 Ø 11 mm, motor fixing distance 269x106 mm n.4 M10.

**SB.BULL20.F**

Externally fitted anti-intrusion cable unlock device (L=4.5m).

**RF.SUN**

Battery-operated device recharged by means of a photovoltaic panel applied on a mobile edge.

**RF**

Device with a non-rechargeable battery, with guaranteed duration 2 years.

**SC.RF**

Device powered at 12/24 Vdc with self-test function and 2 outputs for connection to the electronic control units.

**ID.TA**

Warning board.

**IRI.TX4VA**

4-channel transmitter with Advanced Rolling Code and Rolling Code.

**IRI.TX4AK**

4-channel transmitter with Advanced Rolling Code and Fixed Code.

**IRI.LAMP**

White full range flashing light, 20-255 VAC with built-in aerial.

**IRI.KPAD**

Battery operated wireless vandal-proof digital keypad with alert buzzer and backlit buttons. Triple coding: Rolling Code, Programmable Code and Advanced Rolling Code. 254 memorisable codes.

**IRI.CELL**

Pair of vandal-proof metal covers for PUPILLA/PUPILLA.R photocells, comprising front and rear shells with concealed screw. They can maintain perfect orientation over 180°.

**PUPILLA**

Pair of photocells adjustable to 180°. Option to synchronise up to 4 pairs, 24 VAC/DC power supply. Easy adjustment through a LED that signals optimal alignment. Compact size: 36x110x35 mm

**DA.2S**

Electronic board that allows synchronised movement of 2 automation devices (opposed sliding gates).

TECHNICAL DATA	BULL20 HE*
Power supply	230 Vac (50Hz)
Motor supply	230 Vac
Max absorbed current	3 A
Max Thrust	1100 N
Max opening speed	10.5 m/min
Duty cycle	80%**
Protection level	IP44
Magnetic limit switches	YES
Operating temperature	-20°C /+50°C
Lubrication	OIL
Max gate weight	2000 kg
Driving gear for rack	M4 Z18
Weight	21.4 kg
Items no. per pallet	20

* Available in 115 VAC version | ** In extreme operating conditions (environment T 50°C, gate weight 2000 kg) the cycle falls to 60%

230_{VAC}

YAK25 OTI

VIRTUAL
ENCODER

INDUSTRIAL USE

control unit with built-in inverter and virtual encoder
oil lubricated reductions
personalised release key

STC
SYSTEM**up to 2500 kg**

512

230 Vac

- Three-phase 230 VAC geared motor for intensive use with incorporated control unit, self-ventilation system and metal oil lubricated reductions to guarantee maximum performance also at low temperatures
- The main control unit, located in the top part of the motor and with integrated inverter, makes it possible to calculate the position of the motor starting from the measurement of current intensity on the electric motor (virtual encoder)
- The virtual encoder allows proper management of the slowing-down phases, movement tracking (STC system), and torque management in relation to the position of the gate, which guarantees maximum safety
- Adjustable speed from 10 to 24 m/min according to gate weight
- Safety sensor that stops the motor power supply during release operations
- External metal casing with the possibility to install PUPILLA/PUPILLA.R photocells (as accessory)
- Receiver ONE2.WB is supplied
- Metal release lever

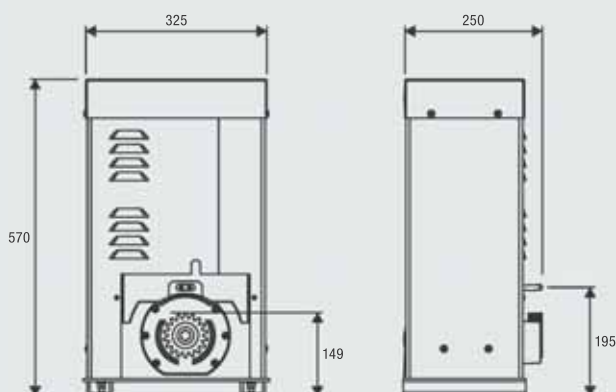


CONTROL UNITS:

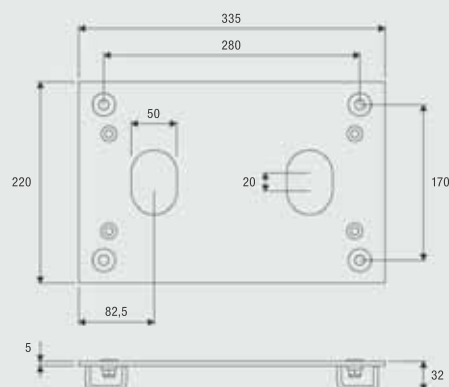
YAK25 OTI ——— CP:YAK OTI 156



Raised foundation plate included. Height 32 mm.
Floor fixing distance 280x170 mm, no. 4 Ø 11 mm,
motor fixing distance 269x106 mm n.4 M10.



Weight (kg)	Speed (m/min)
2,500	10
2,000	11
1,500	14
1,000	16
500	24




**RI.M4Z**

M4 galvanised rack to weld 22x22x2000 mm.
Package of 2 pcs.

**RI.M4ZF**

Galvanised slotted M4 rack 22x22x2010 mm for fastening to the side with the teeth. Supplied with M6 screws.
Package of 1 pc.

**RI.M6Z**

M6 galvanised rack to weld 30x30x2000 mm. Requires pinion RI.P6.

**RI.P6**

M6 gear, it needs the rack RI.M6Z.

**RF.SUN**

Battery-operated device recharged by means of a photovoltaic panel applied on a mobile edge.

**RF**

Device with a non rechargeable battery, with guaranteed duration 2 years.

**SC.RF**

Device powered at 12/24 Vdc with self-test function and 2 outputs for connection to the electronic control units.

**ID.TA**

Warning board.

**IRI.TX4VA**

4-channel transmitter with Advanced Rolling Code and Rolling Code.

**IRI.TX4AK**

4-channel transmitter with Advanced Rolling Code and Fixed Code.

**IRI.LAMP**

White full range flashing light, 20-255 VAC with built-in aerial.

**IRI.KPAD**

Battery operated wireless vandal-proof digital keypad with alert buzzer and backlit buttons. Triple coding: Rolling Code, Programmable Code and Advanced Rolling Code. 254 memorisable codes.

**IRI.CELL**

Pair of vandal-proof metal covers for PUPILLA/PUPILLA.R photocells, comprising front and rear shells with concealed screw. They can maintain perfect orientation over 180°.

**PUPILLA**

Pair of photocells adjustable to 180°. Option to synchronise up to 4 pairs, 24 VAC/DC power supply. Easy adjustment through a LED that signals optimal alignment. Compact size: 36x110x35 mm

**PUPILLA.R**

Pair of fixed photocells characterised by an N.C. relay (voltage free contact). Possibility to install 2 pairs close to each other without synchronisation. Compact size: 36x110x35 mm.

**DA.2S**

Electronic board that allows synchronised movement of 2 automation devices (opposed sliding gates).

TECHNICAL DATA	YAK25 OTI
Power supply	230 Vac (50-60Hz)
Motor supply	≈ 230 Vac
Max absorbed current	4.0 A
Max Thrust	2500 N
Max opening speed	24 m/min
Duty cycle	intensive use
Protection level	IP44
Operating temperature	-20°C /+50°C
Lubrication	OIL
Max gate weight	2500 kg
Driving gear for rack	M4 Z18
Weight	36.3 kg
Items no. per pallet	8

230_{VAC}

BISON25 OTI



ENCODER

INDUSTRIAL USE

control unit with built-in receiver, magnetic encoder and inverter
oil lubricated reductions
IP68 limit switch
personalised release key



64

up to 2500 kg

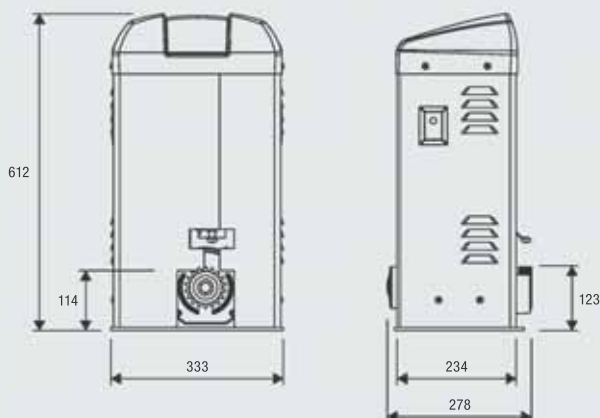
CONTROL UNITS:

BISON25 OTI — CP.BISON OTI 154

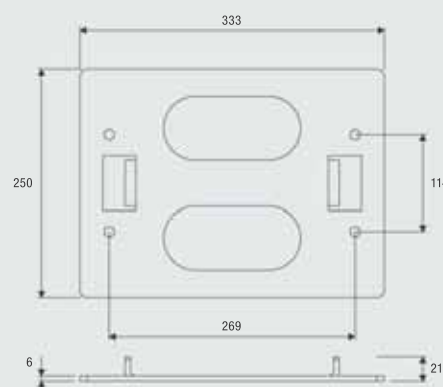
Foundation plate with anchor bolts included.
Motor and floor fixing distance
269 mm x 114 mm, no. 4 Ø 12 mm.

230 Vac

- Three phase 230 Vac geared motor, ventilated for intensive use
- Full metal mechanics and oil lubrication. The type of oil used ensures maximum efficiency even at low temperatures
- The encoder device ensures precision in the gate moving phases
- Casing protective treatment and paint
- The inverter technology allows for more precise adjustment of the gate moving phases, and increased crush prevention security
- Optional built-in FTC.S photocells, available as accessory




Weight (kg)	Speed (m/min)
2,500	10
2,000	11
1,450	13
1,100	15
650	19






RI.M4Z
M4 galvanised rack to weld 22x22x2000 mm.
Package of 2 pcs.



RI.M4ZF
Galvanised slotted M4 rack 22x22x2010 mm for fastening to the side with the teeth. Supplied with M6 screws.
Package of 1 pc.



RI.M6Z
M6 galvanised rack to weld 30x30x2000 mm. Requires pinion RI.P6.



RI.P6
M6 gear, it needs the rack RI.M6Z.



RF.SUN
Battery-operated device recharged by means of a photovoltaic panel applied on a mobile edge.



RF
Device with a non rechargeable battery, with guaranteed duration 2 years.



SC.RF
Device powered at 12/24 Vdc with self-test function and 2 outputs for connection to the electronic control units.



ID.TA
Warning board.



IRI.TX4VA
4-channel transmitter with Advanced Rolling Code and Rolling Code.



IRI.TX4AK
4-channel transmitter with Advanced Rolling Code and Fixed Code.



IRI.LAMP
White full range flashing light, 20-255 VAC with built-in aerial.



IRI.KPAD
Battery operated wireless vandal-proof digital keypad with alert buzzer and backlit buttons. Triple coding: Rolling Code, Programmable Code and Advanced Rolling Code. 254 memorisable codes.



FTC.S
24 Vac/dc surface mounting photocell. It is possible to synchronise up to 4 pairs of photocells.



DA.2S
Electronic board that allows synchronised movement of 2 automation devices (opposed sliding gates).

TECHNICAL DATA	BISON25 OTI
Power supply	230 Vac (50-60Hz)
Motor supply	≈ 230 Vac
Max absorbed current	8 A
Max Thrust	2500 N
Max opening speed	19 m/min
Duty cycle	intensive use
Protection level	IP44
Operating temperature	-20°C /+50°C
Lubrication	OIL
Max gate weight	2500 kg
Driving gear for rack	M4 Z18
Weight	41.2 kg
Items no. per pallet	8



BISON35 OTI BISON35 OTIL



INDUSTRIAL USE

control unit with built-in receiver, magnetic encoder and inverter
oil lubricated reductions
IP68 limit switch
personalised release key



up to 3500 kg



CONTROL UNITS:

BISON35 OTI — CP.BISON OTI 154

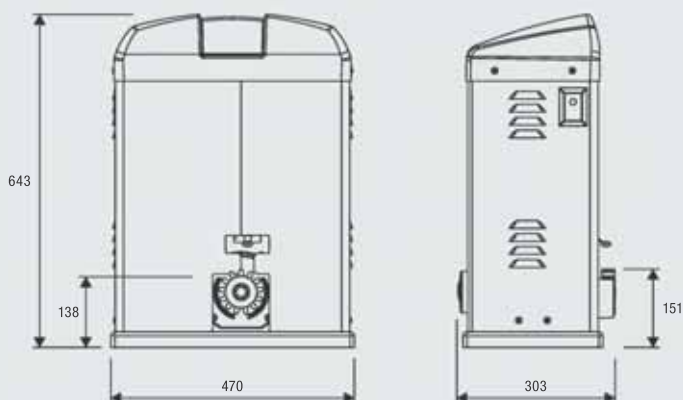
BISON35 OTIL — CP.BISON OTI L 155



230 Vac | 400 Vac

- Three phase electromechanical geared motor available in 230 Vac (can be connected to 230 Vac single phase network) or 400 Vac (can be connected to 400 Vac three phase network)
- Ventilated for intensive use
- The encoder device ensures precision in the gate moving phases
- Full metal mechanics and oil lubrication with maximum efficiency even at low temperatures
- Casing protective treatment and paint
- The inverter technology allows for more precise adjustment of the gate moving phases, and increased crush prevention security
- Optional built-in FTC.S photocells, available as accessory

Foundation plate not included





RI.M6Z
M6 galvanised rack to weld 30x30x2000 mm.



BISON.P35
Foundation plate with coach screws and support base for height adjustment. Motor fixing distance 410x210 mm n.4 Ø 13 mm.



RF.SUN
Battery-operated device recharged by means of a photovoltaic panel applied on a mobile edge.



RF
Device with a non rechargeable battery, with guaranteed duration 2 years.



SC.RF
Device powered at 12/24 Vdc with self-test function and 2 outputs for connection to the electronic control units.



ID.TA
Warning board.



IRI.TX4VA
4-channel transmitter with Advanced Rolling Code and Rolling Code.



IRI.TX4AK
4-channel transmitter with Advanced Rolling Code and Fixed Code.



IRI.LAMP
White full range flashing light, 20-255 VAC with built-in aerial.



IRI.KPAD
Battery operated wireless vandal-proof digital keypad with alert buzzer and backlit buttons. Triple coding: Rolling Code, Programmable Code and Advanced Rolling Code. 254 memorisable codes.



FTC.S
24 Vac/dc surface mounting photocell. It is possible to synchronise up to 4 pairs of photocells.



DA.2S
Electronic board that allows synchronised movement of 2 automation devices (opposed sliding gates).

TECHNICAL DATA	BISON35 OTI	BISON35 OTI L
Power supply	≈ 400 Vac (50-60Hz)	230 Vac (50-60Hz)
Motor supply	≈ 400 Vac	≈ 230 Vac
Max absorbed current	3 A	8 A
Max Thrust	3000 N	2500 N
Max opening speed	19 m/min	10.5 m/min
Duty cycle	intensive use	intensive use
Protection level	IP44	IP44
Operating temperature	-20°C /+50°C	-20°C /+50°C
Lubrication	OIL	OIL
Max gate weight	3500 kg	3500 kg
Driving gear for rack	M6 Z13	M6 Z13
Weight	50.8 kg	51 kg
Items no. per pallet	4	4

400_{VAC}

BISON45 OTI



CONTROL UNITS:

BISON45 OTI — CP.BISON OTI 154



ENCODER

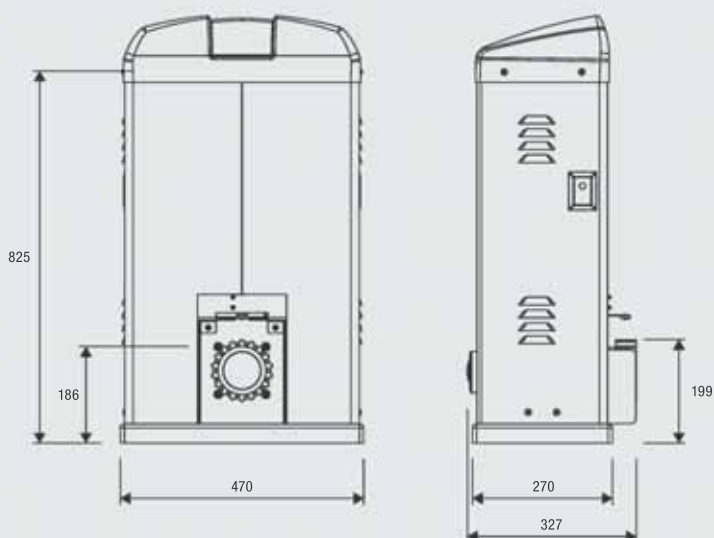
INDUSTRIAL USE

control unit with built-in receiver, magnetic encoder and inverter
 oil lubricated reductions
 IP68 limit switch
 personalised release key


**up to 4500 kg**

400 Vac

- Three phase 400 Vac geared motor, ventilated for intensive use
- Security sensor which interrupts the motor power supply during release operations
- The encoder device ensures precision in the gate moving phases
- Full metal mechanics and oil lubrication. The type of oil used ensures maximum efficiency even at low temperatures
- Casing protective treatment and paint
- The inverter technology allows for more precise adjustment of the gate moving phases, and increased crush prevention security
- Optional built-in FTC.S photocells, available as accessory

Foundation plate not included

Weight (kg)	Speed (m/min)
4,500	10
3,500	11
2,600	13
2,000	15
1,150	19

**RI.M6Z**

M6 galvanised rack to weld 30x30x2000 mm.

**BISON.P45**

Foundation plate with coach screws and support base for height adjustment. Motor fixing distance 400x210 mm n.4 Ø 14,5 mm.

**RF.SUN**

Battery-operated device recharged by means of a photovoltaic panel applied on a mobile edge.

**RF**

Device with a non rechargeable battery, with guaranteed duration 2 years.

**SC.RF**

Device powered at 12/24 Vdc with self-test function and 2 outputs for connection to the electronic control units.

**ID.TA**

Warning board.

**IRI.TX4VA**

4-channel transmitter with Advanced Rolling Code and Rolling Code.

**IRI.TX4AK**

4-channel transmitter with Advanced Rolling Code and Fixed Code.

**IRI.LAMP**

White full range flashing light, 20-255 VAC with built-in aerial.

**IRI.KPAD**

Battery operated wireless vandal-proof digital keypad with alert buzzer and backlit buttons. Triple coding: Rolling Code, Programmable Code and Advanced Rolling Code. 254 memorisable codes.

**FTC.S**

24 Vac/dc surface mounting photocell. It is possible to synchronise up to 4 pairs of photocells.

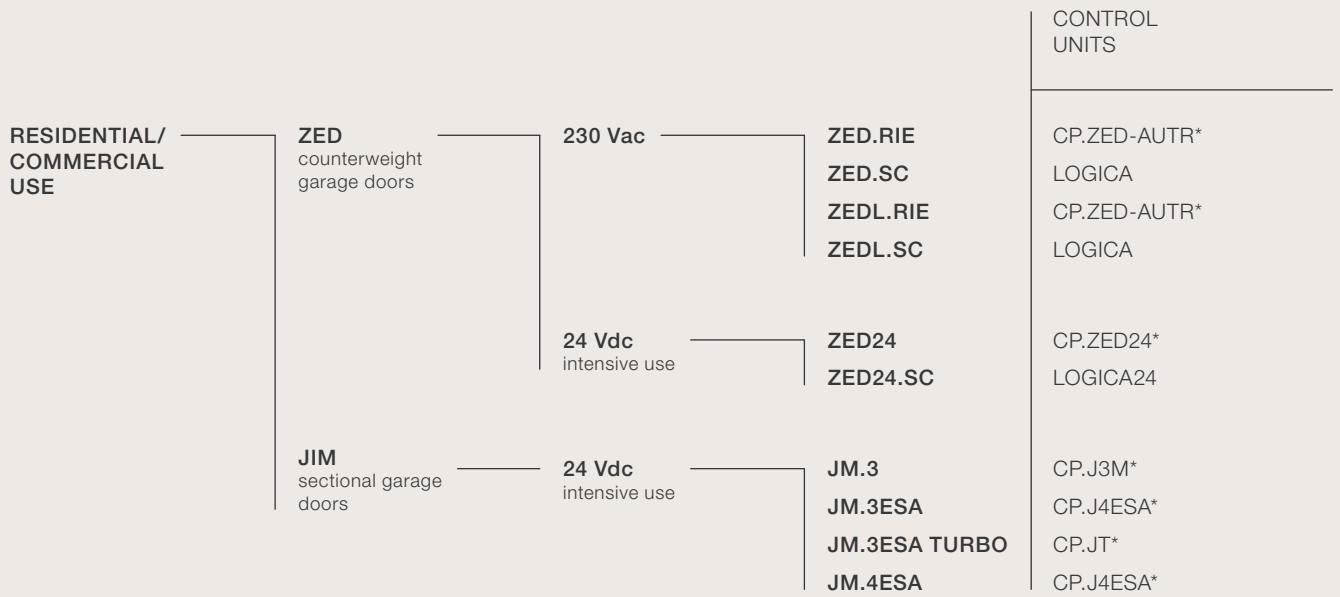
**DA.2S**

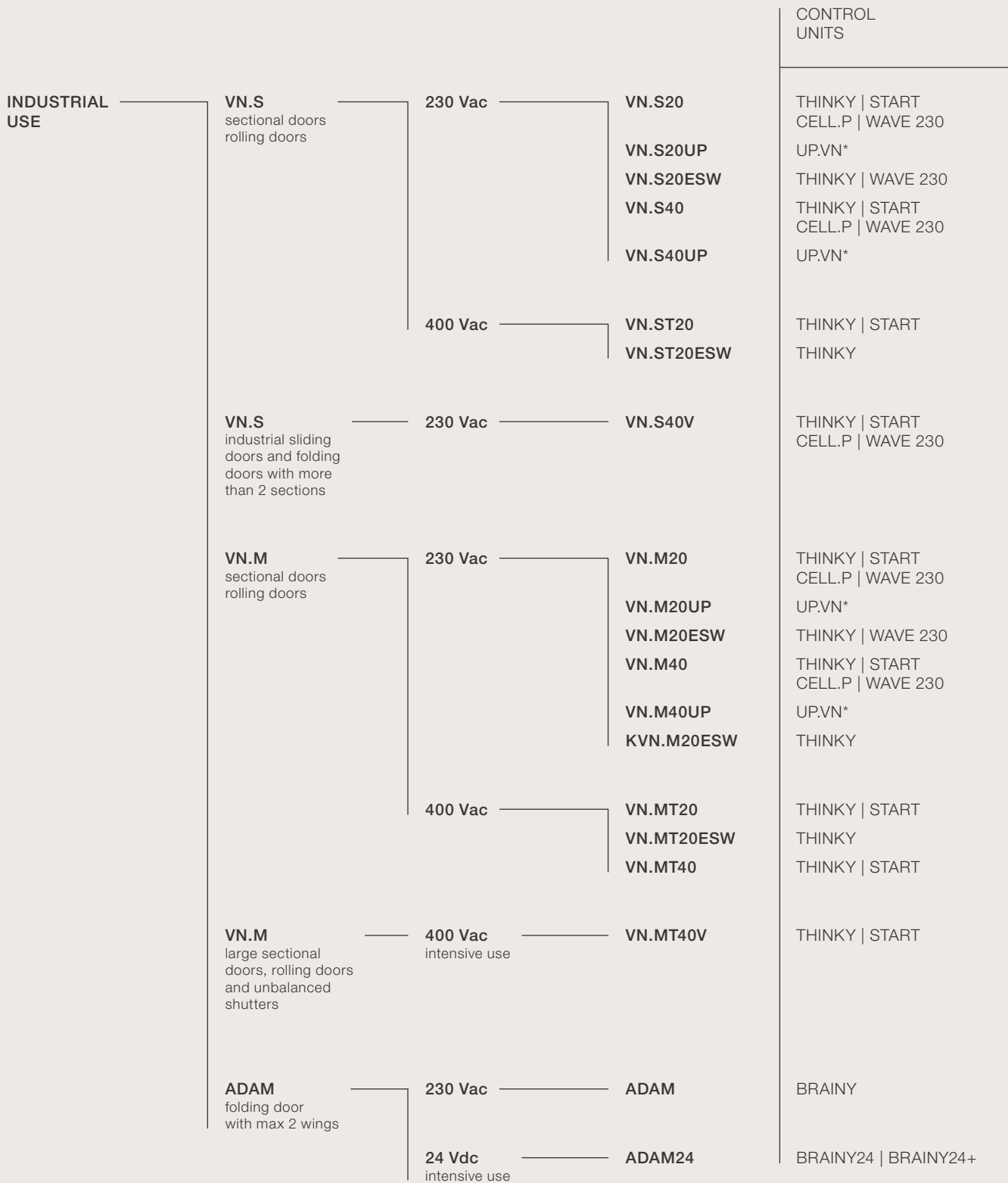
Electronic board that allows synchronised movement of 2 automation devices (opposed sliding gates).

TECHNICAL DATA	BISON45 OTI
Power supply	≈ 400 Vac (50-60Hz)
Motor supply	≈ 400 Vac
Max absorbed current	2.85 A
Max Thrust	5000 N
Max opening speed	19 m/min
Duty cycle	intensive use
Protection level	IP44
Operating temperature	-20°C /+50°C
Lubrication	OIL
Max gate weight	4500 kg
Driving gear for rack	M6 Z18
Weight	66 kg
Items no. per pallet	4



AUTOMATIONS FOR GARAGE & INDUSTRIAL DOORS





* Built-in control unit



230VAC

24VDC



ZED ZED24

COUNTERWEIGHT GARAGE DOORS RESIDENTIAL/COMMERCIAL USE

new electronic control unit with incorporated receiver and encoder
up to 12.5 m²

DESIGNED TO COMPLY WITH EUROPEAN SAFETY STANDARDS

Electromechanical irreversible geared motor for tilt up doors with counterweights for residential use. Available in the 230 Vac and 24 Vdc versions with or without control unit. Built-in courtesy light, limit switch and control buttons.

230 Vac

- Irreversible 230 Vac electromechanical geared motor also available in the ZED.LRIE version for large doors
- The encoder device ensures crush prevention and precision in the door moving phases
- Quieter thanks to the new control unit with autotransformer created to reduce door vibrations to a minimum

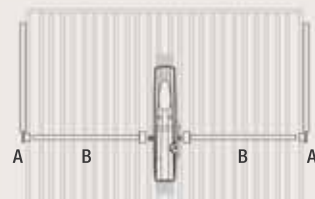
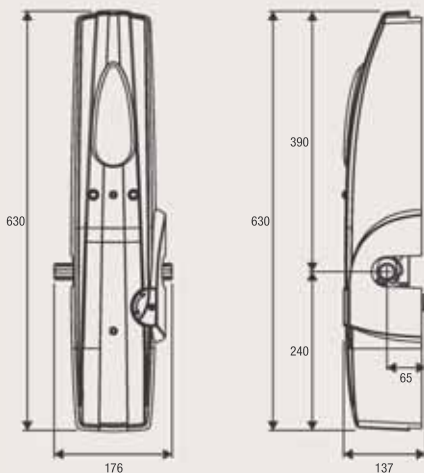
24 Vdc | intensive use

- Irreversible 24 Vdc electromechanical geared motor for intensive use
- Optional battery powered operation
- Amperometric sensor obstacle detection system to prevent crushing




CONTROL UNITS:

ZED.RIE	————	CP.ZED-AUTR	157
ZED.SC	————	LOGICA	138
ZED.LRIE	————	CP.ZED-AUTR	157
ZED.LSC	————	LOGICA	138
ZED24.RI	————	CP.ZED24	165
ZED24.SC	————	LOGICA24	146



Central Assembly	A	B
Without welding	AU2.DNS	AU.45Z / AU.45ZL
With welding	AU2.D / AU2.C	AU.45Z / AU.45ZL



Lateral Assembly	A	B
Without welding	AU2.D45 / AU2D.45 L	---
	AU2.DNS	AU2.45T
With welding	AU2.D / AU2.C	AU2.45T / AU.45B



AU.125
1,250 mm mounting plate.



AU.20
1,950 mm mounting plate.



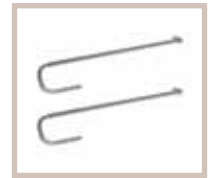
AU.65
650 mm mounting plate.



AU2.DNS
Pair of straight arms with cylindrical bush \varnothing 30.5 mm to mount control unit without welding (L=600mm).



AU2.D
Pair of straight galvanised arms complete with accessories for fastening, without bush (L=600 mm).



AU2.C
Pair of curved galvanised arms complete with accessories for fastening, without bush.



AU2.D45
Pair of straight galvanised arms with grooved bush \varnothing 21.2 mm welded, complete with accessories for fastening (L=600 mm).



AU2.D45L
Pair of straight galvanised arms with grooved bush \varnothing 21.2 mm welded, complete with accessories for fastening (L=2000 mm).



AU.45Z
AU.45ZL
Pair of galvanised pipes with grooved bush \varnothing 21.2 mm L. 1,500 mm (AU.45Z) and L. 2,000 mm (AU.45ZL) complete with accessories (control unit assembly).



AU2.45T
Pair of galvanised pipes L. 150 with grooved bush \varnothing 21.2 mm welded, complete with accessories (lateral assembly).



AU.45B
Grooved bush \varnothing 21.2 mm with M6 fastener hole.



ZED.20Q
Grooved bush \varnothing 21.2mm with square profile 20x20mm. Designed with M6 fastener holes. L = 62 mm



ZED.MS
Wire manual unlock device.



ZED.E
External release unlock device (to be used on lateral mounting).



ZED.SE
Outdoor unlock device (for central mounting).



MAG.E
Magnetic sensor device to detect obstacles and manage deceleration.



CABLE.24E
Cable reel with 5 conductors (2 for motor, 3 for encoder) for connecting the encoder device in the 24 Vdc versions. L= 100 m.



ID.TA
Warning board.

TECHNICAL DATA	ZED.RIE	ZED.SC	ZED.LRIE	ZED.LSC	ZED24.RI	ZED24.SC
Power supply	230 Vac (50-60Hz)	230 Vac (50-60Hz)	230 Vac (50-60Hz)	230 Vac (50-60Hz)	230 Vac (50-60Hz)	230 Vac (50-60Hz)
Motor supply	230 Vac	230 Vac	230 Vac	230 Vac	24 Vdc	24 Vdc
Max absorbed current	1.5 A	1.5 A	1.4 A	1.4 A	1 A	8 A
Torque	350 Nm	350 Nm	330 Nm	330 Nm	260 Nm	260 Nm
Opening time	14"	14"	22"	22"	10"/15"	10"/15"
Duty cycle	30%	30%	30%	30%	intensive use	intensive use
Protection level	IP40	IP40	IP40	IP40	IP40	IP40
Built-in control unit	YES	NO	YES	NO	YES	NO
Built-in receiver	YES	NO	YES	NO	YES	NO
Encoder	YES	NO	YES	NO	NO	NO
Operating temperature	-20°C /+50°C	-20°C /+50°C	-20°C /+50°C	-20°C /+50°C	-20°C /+50°C	-20°C /+50°C
Max door surface	11 m ² /max	11 m ² /max	12.5 m ² /max	12.5 m ² /max	10 m ² /max	10 m ² /max
Weight	10 kg	9.3 kg	9.9 kg	9.2 kg	10.2 kg	7.9 kg
Items no. per pallet	50	50	50	50	50	50



24VDC

JIM



SECTIONAL GARAGE DOORS RESIDENTIAL/COMMERCIAL USE



control unit with built-in encoder and receiver
belt or chain driven
1 TO.GO2VA transmitter included



up to 22 m²



CONTROL UNITS:

- JM.3** ————— CP.J3M 166
- JM.3ESA** ————— CP.J4ESA 167
- JM.4ESA** ————— CP.J4ESA 167

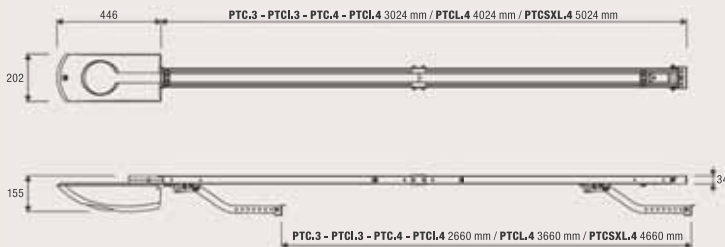


24 Vdc | intensive use

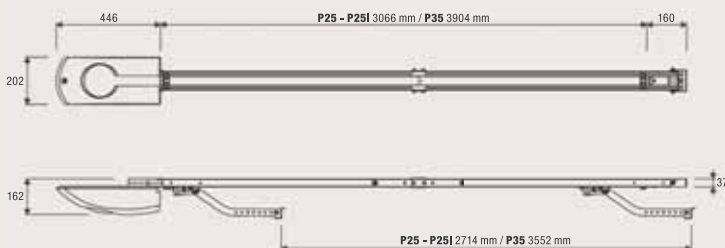
- 24 VDC irreversible geared motor for intensive use
- Adjustable stroke with one mechanical stop included in the belt rails and two in the chain rails
- Anti-crushing system with amperometric obstacle detection
- Operation guaranteed even in the event of a power supply failure through batteries that integrate perfectly into the motor
- Evolved electronics with display and energy saving courtesy light in the versions JM.3/4ESA
- The encoder guarantees maximum safety and precision while the gate is moving
- Quick hooking system for connecting the arm to the door plate

Rail not included

WITH BELT RAIL



WITH CHAIN RAIL



	RAIL	JM.3	JM.3ESA	JM.4ESA
BELT	PTC.3	✓	✓	✗
	PTC.4	✓	✓	✓
	PTCL.3	✓	✓	✗
	PTCL.4	✓	✓	✓
	PTCL.4	✓	✓	✓
	PTCSXL.4	✓	✓	✓

	RAIL	JM.3	JM.3ESA	JM.4ESA
CHAIN	P25	✓	✓	✓
	P25I	✓	✓	✓
	P35	✓	✓	✓

✓ Compatible

✗ Not Compatible



PTC.3
Pre-assembled and pre-tightened rail with belt for doors up to H 2.5 m.
[two pieces 1.5 m each]



PTCI.3
Pre-assembled and pre-tightened rail with belt for doors up to H 2.5 m.
[whole piece 3 m long]



PTC.4
Pre-assembled and pre-tightened rail with belt for doors up to H 2.5 m.
[two pieces 1.5 m each]



PTCL.4
Pre-assembled and pre-tightened rail with belt for doors up to H 3.5 m.
[two pieces 2 m each]



PTCI.4
Pre-assembled and pre-tightened rail with belt for doors up to H 2.5 m.
[whole piece 3 m long]



PTCSXL.4
Non-assembled rail with belt for doors up to 4.5 m in height.
[5 parts of 1 m each]



PTC.AR
Bracket for fast ceiling attachment of JIM belt models (PTC).
[5 pcs pack]



PTC.STOP
Mechanical stop for belt guide (PTCI.3/PTC.3/PTC.4/PTCL.4/PTCI.4/PTCSXL.4).
[5 pcs pack]



P25
Pre-assembled rail with chain, for doors of max H 2.5 m.
[two pieces 1.4 m each]



P25I
Fully pre-assembled and pre-tensioned rail with chain, for doors of max H 2.5 m.
[whole piece 2.8 m long]



P35
Pre-assembled rail with chain, for doors of max H 3.5 m.
[two pieces 1.8 m each]



AU.C25
Swinging arm for tilt up doors. One mechanical stop for belt guide included.



JK.UL
Outside key lock for sectional gates.



SB.PULS
Key unlocking device with handle for sectional and tilt up doors.



ZED.MS
Wire manual unlock device.



ID.TA
Warning board.



JM.CBY
Accessory with CBY.24V battery charger, 1.2 Ah batteries and support bracket.

TECHNICAL DATA	JM.3*	JM.3ESA	JM.4ESA*
Power supply	230 Vac (50-60Hz)	230 Vac (50-60Hz)	230 Vac (50-60Hz)
Motor supply	24 Vdc	24 Vdc	24 Vdc
Max absorbed current	0.7 A	0.7 A	1.5 A
Power consumption in stand-by	60 mA	8 mA	8 mA
Thrust	600 N	600 N	1200 N
Opening speed	8.9 m/min	8.9 m/min	8.9 m/min
Duty cycle	intensive use	intensive use	intensive use
Protection level	IP40	IP40	IP40
Operating temperature	-20°C /+50°C	-20°C /+50°C	-20°C /+50°C
Max door surface	11 m ² /max	11 m ² /max	22 m ² /max
Limit switch	electronic with encoder	electronic with encoder	electronic with encoder
Weight	4.6 kg	4.8 kg	6.6 kg
Items no. per pallet	50	50	50

* Available in 115 VAC version



JIM TURBO



CONTROL UNITS:

JM.3ESA TURBO — CP.JT

168

SECTIONAL GARAGE DOORS RESIDENTIAL/COMMERCIAL USE

control unit with built-in encoder and receiver
belt driven
1 TO.GO2VA transmitter included

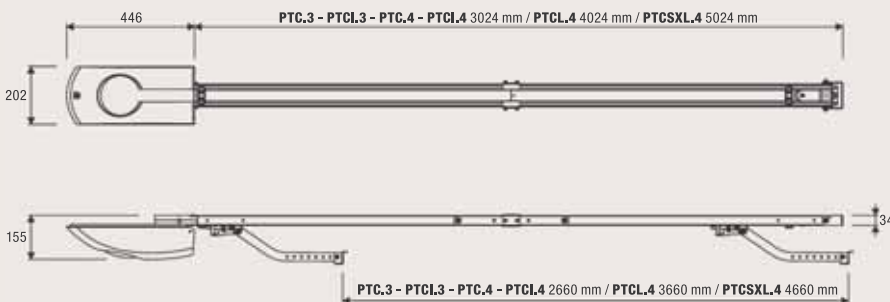
up to 11 m²



24 Vdc | intensive use

- 24 VDC fast geared motor for intensive use with incorporated control unit and receiver
- The encoder guarantees maximum safety and precision while the gate is moving
- STC system device enables torque management in relation to the position of the gate, which guarantees maximum safety
- **Maximum performance and speed (15.5 m/min)**
- Opening speed can be set independently from the closing speed
- Integrated energy saving LED courtesy light
- Operation guaranteed even in the event of a power supply failure through batteries that integrate perfectly into the motor
- Anti-crushing system with amperometric obstacle detection
- Stroke is adjustable with 2 mechanical stops provided
- Quick hooking system for connecting the arm to the door plate

Rail not included





PTC.3
Pre-assembled and pre-tightened rail with belt for doors up to H 2.5 m.
[two pieces 1.5 m each]



PTCI.3
Pre-assembled and pre-tightened rail with belt for doors up to H 2.5 m.
[whole piece 3 m long]



PTC.4
Pre-assembled and pre-tightened rail with belt for doors up to H 2.5 m.
[two pieces 1.5 m each]



PTCL.4
Pre-assembled and pre-tightened rail with belt for doors up to H 3.5 m.
[two pieces 2 m each]



PTCI.4
Pre-assembled and pre-tightened rail with belt for doors up to H 2.5 m.
[whole piece 3 m long]



PTCSXL.4
Non-assembled rail with belt for doors up to 4.5 m in height.
[5 parts of 1 m each]



PTC.AR
Bracket for fast ceiling attachment of JIM belt models (PTC).
[5 pcs pack]



AU.C25
Swinging arm for tilt up doors. One mechanical stop for belt guide included.



JK.UL
Outside key lock for sectional gates.



SB.PULS
Key unlocking device with handle for sectional and tilt up doors.



ZED.MS
Wire manual unlock device.



ID.TA
Warning board.



JM.CBY
Accessory with CBY.24V battery charger, 1.2 Ah batteries and support bracket.

TECHNICAL DATA	JM.3ESA TURBO
Power supply	230 Vac (50-60Hz)
Motor supply	24 Vdc
Max absorbed current	0.7 A
Power consumption in stand-by	8 mA
Thrust	600 N
Opening speed	8.9÷15.5 m/min
Duty cycle	intensive use
Protection level	IP40
Operating temperature	-20°C /+50°C
Max door surface	11 m ² /max
Limit switch	electronic with encoder
Weight	5.8 kg
Items no. per pallet	50



230_{VAC}

400_{VAC}

VN.S/M VN.ST/MT

SECTIONAL DOORS AND ROLLING DOORS INDUSTRIAL USE

new plastic box

up to 40 m²

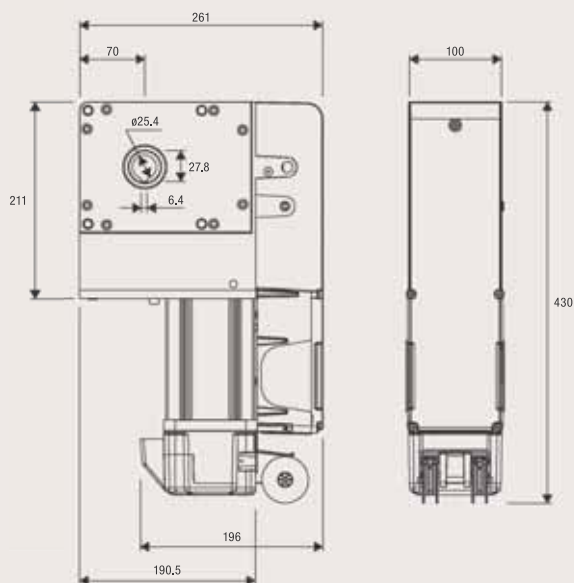
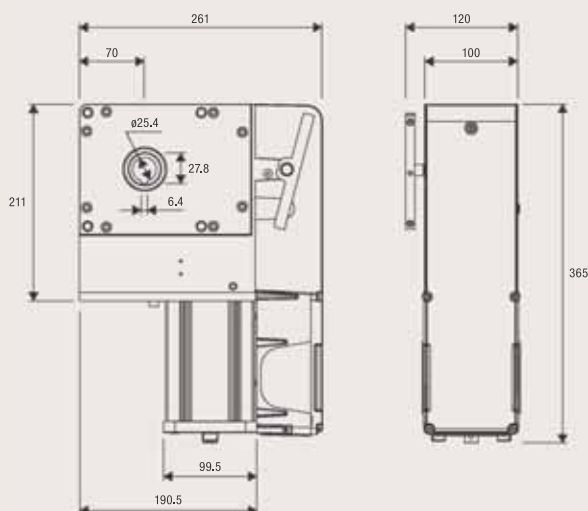


CONTROL UNITS:

VN.S20 VN.M20	—	THINKY	☰ 141
		START	☰ 142
		CELL.P WAVE230	☰ 139 ☰ 140
VN.S40 VN.M40	—	THINKY	☰ 141
		START	☰ 142
		CELL.P WAVE230	☰ 139 ☰ 140
VN.ST20 VN.MT20 VN.MT40	—	THINKY	☰ 141
		START	☰ 142

230 Vac | 400 Vac

- Irreversible electromechanical gear motor with quick release or manual chain operated movement available in the single and three-phase versions with 1/20 and 1/40 reduction rates
- New plastic box that makes wiring the motor easier, thanks to the position of the front clip connector and the possibility of reaching three different positions with the wiring.
- Two accessories are available for chain drives with reduction rates 1:1 (off-axis motor installation) or 1:1.8 (torque or speed multipliers)
- Easy and precise adjustment of limit switch position
- Maximum safety guaranteed during rapid release phases, thanks to a micro-switch that cuts the power supply to the motor
- Oil lubricated reductions with hardened steel screw and bronze gears guarantee high performance, maximum reliability and silent operation
- 4 micrometrically adjustable limit switches





VN.A30
Shaft adapter
Ø 30 mm.



VN.A3175
Shaft adapter
Ø 31.75 mm.



VN.A40
Shaft adapter
Ø 40 mm.



VN.RV
Transmission set
1:1.8 for 1" shaft
(25.4 mm) composed
of two gears with
external diameter
78 mm and 138.4 mm
and chain L = 1 m.



VN.RM
Transmission set 1:1
for 1" shaft (25.4 mm)
composed of two gears
with external diameter
78 mm and chain L = 1 m.



VN.CTA
Chain extension.



VN.M4
M4 pinion for use
with rack in horizontal
sliding door configuration.



RI.M4ZF
Galvanised slotted M4
rack 22x22x2010 mm
for fastening to the
side with the teeth.
Supplied with M6 screws.
Package of 1 pc.



IPB.NO
Industrial keypad
fitted with 2 contacts
that are normally open.



IPB.NC
Industrial keypad
fitted with a contact
that is normally open
and a contact
normally closed.



RF.SUN
Battery-operated device
recharged by means
of a photovoltaic panel
applied on a mobile edge.



RF
Device with a non
rechargeable battery,
with guaranteed
duration 2 years.



SC.RF
Device powered at
12/24 Vdc with self-test
function and 2 outputs
for connection to the
electronic control units.

Wire unlock device	VN.S20	VN.S40	VN.ST20	---
Manual override	VN.M20	VN.M40	VN.MT20	VN.MT40
Power supply	230 Vac (50-60Hz)	230 Vac (50-60Hz)	≈ 400 Vac (50-60Hz)	≈ 400 Vac (50-60Hz)
Motor supply	230 Vac	230 Vac	≈ 400 Vac	≈ 400 Vac
Max absorbed current	3.3 A	3.3 A	1.7 A	1.7 A
Max torque	130 Nm	130 Nm	180 Nm	180 Nm
Maximum output rotations	18	38	18	38
Output speed	24 r.p.m.	24 r.p.m.	24 r.p.m.	24 r.p.m.
Shaft hole	1" (25.4 mm)	1" (25.4 mm)	1" (25.4 mm)	1" (25.4 mm)
Limit switch red. rate	1/20	1/40	1/20	1/40
Duty cycle	30%	30%	50%	50%
Protection level	IP40	IP40	IP40	IP40
Operating temperature	-20°C /+50°C	-20°C /+50°C	-20°C /+50°C	-20°C /+50°C
Lubrication	OIL	OIL	OIL	OIL
Max door surface	35 m²/max	35 m²/max	40 m²/max	40 m²/max
Weight	15.1 kg (VN.S20) 15.3 kg (VN.M20)	15.2 kg (VN.S40) 15.3 kg (VN.M40)	14.8 kg (VN.ST20) 15.1 kg (VN.MT20)	15 kg
Items no. per pallet	32 (VN.S20) 24 (VN.M20)	32 (VN.S40) 24 (VN.M40)	32 (VN.ST20) 24 (VN.MT20)	24

230_{VAC}

VN.S UP

VN.M UP

SECTIONAL DOORS AND ROLLING DOORS INDUSTRIAL USE

new plastic box
built-in control unit

up to 35 m²

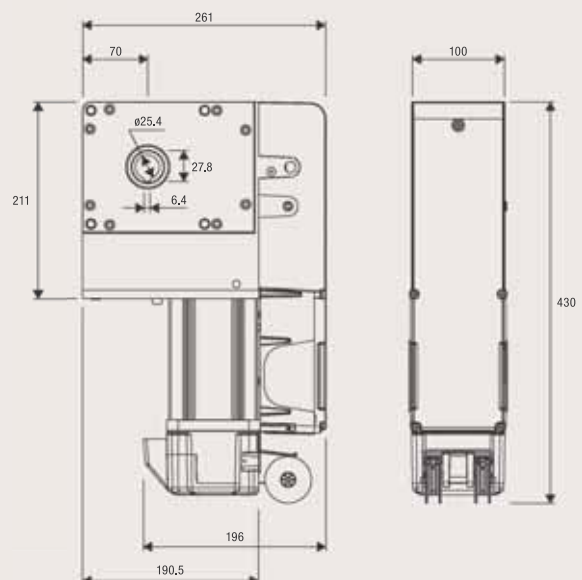
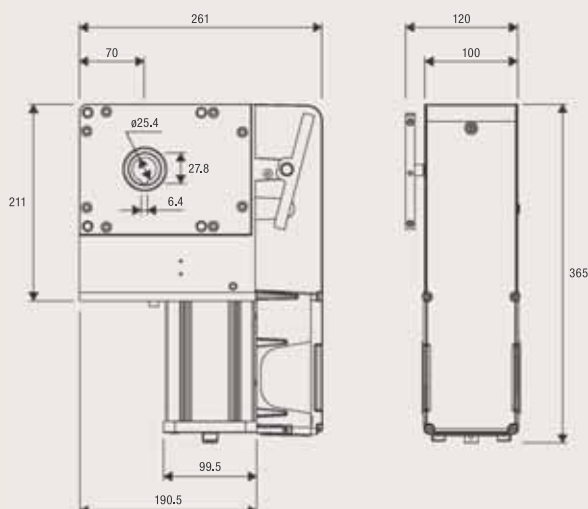


CONTROL UNITS:

VN.S20 UP	UP.VN	158
VN.S40 UP	UP.VN	158
VN.M20 UP	UP.VN	158
VN.M40 UP	UP.VN	158

230 Vac

- Irreversible single phase electromechanical geared motor with quick release or manual chain movement available with 1/20 or 1/40 reduction rates
- New plastic box that makes wiring the motor easier, thanks to the position of the front clip connector and the possibility of reaching three different positions with the wiring
- Fitted with integrated deadman's control unit (UP.VN), fitted with very low voltage 12 VDC safety controls. Ideal for simple installations
- Two accessories are available for chain drives with reduction rates 1:1 (off-axis motor installation) or 1:1.8 (torque or speed multipliers)
- Maximum safety guaranteed during rapid release phases, thanks to a micro-switch that cuts the power supply to the motor
- Oil lubricated reductions with hardened steel screw and bronze gears guarantee high performance, maximum reliability and silent operation
- 4 micrometrically adjustable limit switches





VN.A30
Shaft adapter
Ø 30 mm.



VN.A3175
Shaft adapter
Ø 31.75 mm.



VN.A40
Shaft adapter
Ø 40 mm.



VN.RV
Transmission set
1:1.8 for 1" shaft
(25.4 mm) composed
of two gears with
external diameter
78 mm and 138.4 mm
and chain L = 1 m.



VN.RM
Transmission set 1:1
for 1" shaft (25.4 mm)
composed of two gears
with external diameter
78 mm and chain L = 1 m.



VN.CTA
Chain extension.



VN.M4
M4 pinion for use
with rack in horizontal
sliding door configuration.



RI.M4ZF
Galvanised slotted M4
rack 22x22x2010 mm
for fastening to the
side with the teeth.
Supplied with M6 screws.
Package of 1 pc.



IPB.NO
Industrial keypad
fitted with 2 contacts
that are normally open.



IPB.NC
Industrial keypad
fitted with a contact
that is normally open
and a contact
normally closed.



RF.SUN
Battery-operated device
recharged by means
of a photovoltaic panel
applied on a mobile edge.



RF
Device with a non
rechargeable battery,
with guaranteed
duration 2 years.



SC.RF
Device powered at
12/24 Vdc with self-test
function and 2 outputs
for connection to the
electronic control units.

TECHNICAL DATA	VN.S20 UP	VN.S40 UP	VN.M20 UP	VN.M40 UP
Power supply	230 Vac (50-60Hz)	230 Vac (50-60Hz)	230 Vac (50-60Hz)	230 Vac (50-60Hz)
Motor supply	230 Vac	230 Vac	230 Vac	230 Vac
Max absorbed current	3.3 A	3.3 A	3.3 A	3.3 A
Max torque	130 Nm	130 Nm	130 Nm	130 Nm
Maximum output rotations	18	38	18	38
Output speed	24 r.p.m.	24 r.p.m.	24 r.p.m.	24 r.p.m.
Shaft hole	1" (25.4 mm)	1" (25.4 mm)	1" (25.4 mm)	1" (25.4 mm)
Limit switch red. rate	1/20	1/40	1/20	1/40
Duty cycle	30%	30%	30%	30%
Protection level	IP40	IP40	IP40	IP40
Operating temperature	-20°C /+50°C	-20°C /+50°C	-20°C /+50°C	-20°C /+50°C
Lubrication	OIL	OIL	OIL	OIL
Max door surface	35 m ² /max	35 m ² /max	35 m ² /max	35 m ² /max
Weight	15.4 kg	15.4 kg	15.6 kg	15.6 kg
Items no. per pallet	32	32	24	24

230_{VAC}400_{VAC}

VN.S/M ESW

VN.ST/MT ESW

SECTIONAL DOORS AND ROLLING DOORS INDUSTRIAL USE

new plastic box
quick plug-in connection
equipped with absolute encoder

up to 40 m²

230 Vac | 400 Vac

- Irreversible electromechanical gear motor with quick release or manual override, available in the single phase 230 VAC and three-phase 400 VAC versions with 1/20 reduction rates
- New plastic box that makes wiring the motor easier, thanks to the position of the front clip connector and the possibility of reaching three different positions with the wiring
- Equipped with absolute encoder that permits the regulation of the positions of the opening and closing limit switches on the door directly from the control unit
- Quick plug-in connection for quick and easy installation
- Two accessories are available for chain drives with gear speed reduction rates 1:1 (off-axis motor installation) or 1:1.8 (torque or speed multipliers)
- Maximum safety guaranteed during rapid release phases, thanks to a micro-switch that cuts the power supply to the motor
- Oil lubricated reductions with hardened steel screw and bronze gears guarantee high performance, maximum reliability and silent operation
- The single phase model (VN.M20ESW) is also available in kit version with motor, 5 m cable and THINKY control unit



CONTROL UNITS:

VN.S20 ESW	—	THINKY WAVE 230	141
	—	THINKY	140
VN.ST20 ESW	—	THINKY	141
VN.M20 ESW	—	THINKY WAVE 230	141
	—	THINKY	140
VN.MT20 ESW	—	THINKY	141



COMPLETE KIT



MOTOR



CONTROL U.



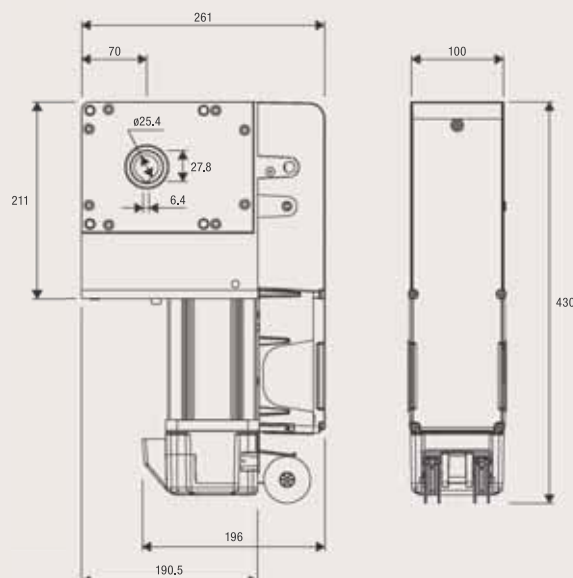
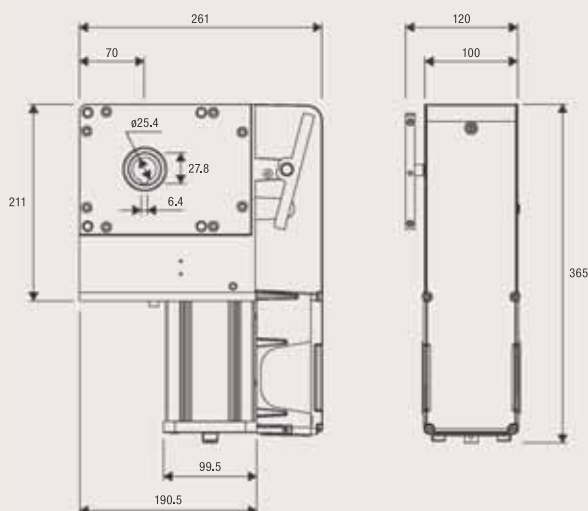
CABLE

KVN.M20ESW

1x VN.M20ESW

1x THINKY

1x CABLE VN.ESW 5





VN.A30
Shaft adapter
Ø 30 mm.



VN.A3175
Shaft adapter
Ø 31.75 mm.



VN.A40
Shaft adapter
Ø 40 mm.



VN.RV
Transmission set
1:1.8 for 1" shaft
(25.4 mm) composed
of two gears with
external diameter
78 mm and 138.4 mm
and chain L = 1 m.



VN.RM
Transmission set 1:1
for 1" shaft (25.4 mm)
composed of two gears
with external diameter
78 mm and chain L = 1 m.



VN.CTA
Chain extension.



VN.M4
M4 pinion for use
with rack in horizontal
sliding door configuration.



RI.M4ZF
Galvanised slotted M4
rack 22x22x2010 mm
for fastening to the
side with the teeth.
Supplied with M6 screws.
Package of 1 pc.



CABLE VN.ESW 5
Cable with quick plug-in
connection. L = 5 m.



CABLE VN.ESW 8
Cable with quick plug-in
connection. L = 8 m.



CABLE VN.ESW 11
Cable with quick plug-in
connection. L = 11 m.



IPB.NO
Industrial keypad
fitted with 2 contacts
that are normally open.



IPB.NC
Industrial keypad
fitted with a contact
that is normally open
and a contact
normally closed.



RF.SUN
Battery-operated device
recharged by means
of a photovoltaic panel
applied on a mobile edge.



RF
Device with a non
rechargeable battery,
with guaranteed
duration 2 years.



SC.RF
Device powered at
12/24 Vdc with self-test
function and 2 outputs
for connection to the
electronic control units.

TECHNICAL DATA	VN.S20 ESW	VN.ST20 ESW	VN.M20 ESW	VN.MT20 ESW
Power supply	230 Vac (50-60Hz)	≈ 400 Vac (50-60Hz)	230 Vac (50-60Hz)	≈ 400 Vac (50-60Hz)
Motor supply	230 Vac	≈ 400 Vac	230 Vac	≈ 400 Vac
Max absorbed current	3.3 A	1.7 A	3.3 A	1.7 A
Max torque	130 Nm	180 Nm	130 Nm	180 Nm
Maximum output rotations	18	18	18	18
Output speed	24 r.p.m.	24 r.p.m.	24 r.p.m.	24 r.p.m.
Shaft hole	1" (25.4 mm)	1" (25.4 mm)	1" (25.4 mm)	1" (25.4 mm)
Limit switch red. rate	1/20	1/20	1/20	1/20
Duty cycle	30%	50%	30%	50%
Protection level	IP40	IP40	IP40	IP40
Operating temperature	-20°C /+50°C	-20°C /+50°C	-20°C /+50°C	-20°C /+50°C
Lubrication	OIL	OIL	OIL	OIL
Max door surface	35 m²/max	40 m²/max	35 m²/max	40 m²/max
Weight	15.2 kg	15.2 kg	15.5 kg	15.5 kg
Items no. per pallet	32	32	24	24



VN.MT40V



CONTROL UNITS:

VN.MT40V

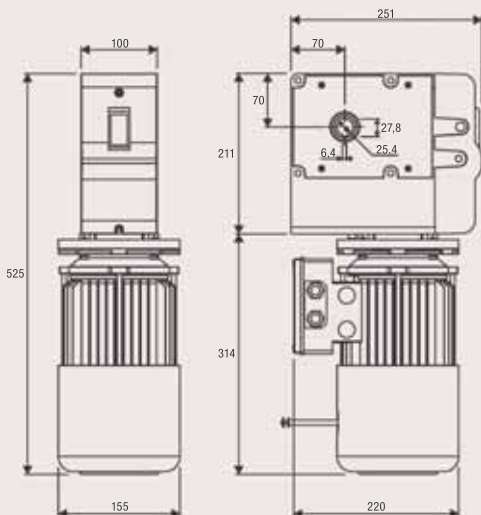
THINKY
START141
142

LARGE SECTIONAL DOORS, ROLLING DOORS AND UNBALANCED SHUTTERS INDUSTRIAL USE

manual chain override
quick release

400 Vac

- Irreversible electromechanical geared motor with manual chain movement and emergency release
- Ventilated electric motor ideal for intensive use and equipped with electric brake
- Two accessories are available for chain drives with reduction rates 1:1 (offset installation of motor) or 1:1.8 (torque or speed multiplier)
- Maximum safety guaranteed during rapid release phases, thanks to a micro-switch that cuts the power supply to the motor
- Oil lubricated reductions with hardened steel screw and bronze gears guarantee high performance, maximum reliability and silent operation
- 4 micrometrically adjustable limit switches





VN.A30
Shaft adapter
Ø 30 mm.



VN.A3175
Shaft adapter
Ø 31.75 mm.



VN.A40
Shaft adapter
Ø 40 mm.



VN.RV
Transmission set
1:1.8 for 1" shaft
(25.4 mm) composed
of two gears with
external diameter
78 mm and 138.4 mm
and chain L = 1 m.



VN.RM
Transmission set 1:1
for 1" shaft (25.4 mm)
composed of two gears
with external diameter
78 mm and chain L = 1 m.



VN.CTA
Chain extension.



IPB.NO
Industrial keypad
fitted with 2 contacts
that are normally open.



IPB.NC
Industrial keypad
fitted with a contact
that is normally open
and a contact
normally closed.



RF.SUN
Battery-operated device
recharged by means
of a photovoltaic panel
applied on a mobile edge.



RF
Device with a non
rechargeable battery,
with guaranteed
duration 2 years.



SC.RF
Device powered at
12/24 Vdc with self-test
function and 2 outputs
for connection to the
electronic control units.

TECHNICAL DATA	VN.MT40V
Power supply	≈ 400 Vac (50-60Hz)
Motor supply	≈ 400 Vac
Max absorbed current	2.2 A
Max torque	340 Nm
Maximum output rotations	38
Output speed	24 r.p.m.
Shaft hole	1" (25.4 mm)
Limit switch red. rate	1/40
Duty cycle	intensive use
Protection level	IP40
Operating temperature	-20°C /+50°C
Lubrication	OIL
Weight	22.9 kg
Items no. per pallet	16



230_{VAC}

VN.S40V



CONTROL UNITS:

VN.S40V

THINKY
START
CELL.P

141
142
139

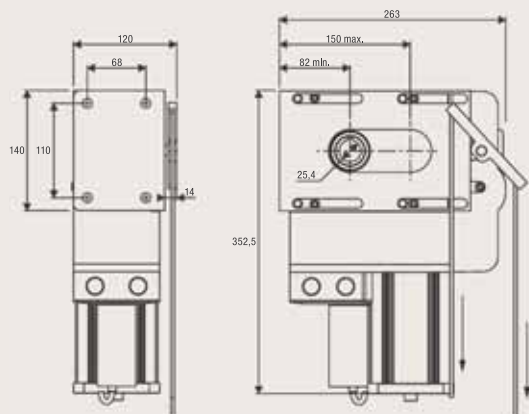
INDUSTRIAL SLIDING DOORS AND FOLDING DOORS WITH MORE THAN 2 SECTIONS INDUSTRIAL USE

incorporated wire unlock device and handle



230 Vac

- Irreversible electromechanical geared motor
- Maximum safety guaranteed during rapid release phases, thanks to a micro-switch that cuts the power supply to the motor
- Oil lubricated reductions with hardened steel screw and bronze gears guarantee high performance, maximum reliability and silent operation
- 4 micrometrically adjustable limit switches



**VN.CT**

1/2" chain. Packing 5m.

**VN.GT**

Joint for chain VN.CT.

**VN.T**

Chain tightener.

**VN.S**

Door fitting brackets for VN.T.

**IPB.NO**

Industrial keypad fitted with 2 contacts that are normally open.

**IPB.NC**

Industrial keypad fitted with a contact that is normally open and a contact normally closed.

**RF.SUN**

Battery-operated device recharged by means of a photovoltaic panel applied on a mobile edge.

**RF**

Device with a non rechargeable battery, with guaranteed duration 2 years.

**SC.RF**

Device powered at 12/24 Vdc with self-test function and 2 outputs for connection to the electronic control units.

TECHNICAL DATA	VN.S40V
Power supply	230 Vac (50-60Hz)
Motor supply	230 Vac
Max absorbed current	1.5 A
Max torque	135 Nm
Maximum output rotations	38
Output speed	48 r.p.m.
Shaft hole	1" (25.4 mm)
Limit switch red. rate	1/40
Duty cycle	40%
Protection level	IP40
Operating temperature	-20°C /+50°C
Lubrication	OIL
Leaf max weight	800 kg
Weight	15.3 kg
Items no. per pallet	32



230VAC

24VDC



ADAM ADAM24



CONTROL UNITS:

ADAM	—————	BRAINY	134
ADAM24	—————	BRAINY24+	143
		BRAINY24	144

FOLDING DOOR WITH MAX 2 WINGS INDUSTRIAL USE

with built-in encoder device

up to 120 kg



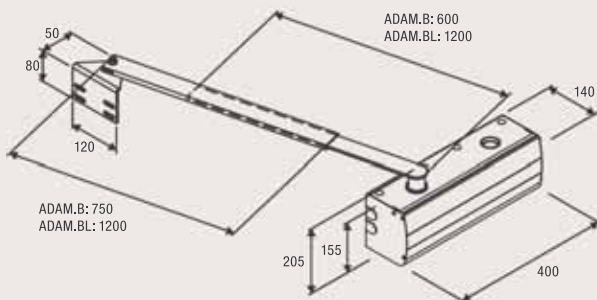
Irreversible electromechanical geared motor available in 230 Vac or 24 Vdc with encoder. Simple and quick to install, equipped with wire quick release. Accessory for LED courtesy lights available.

230 Vac

- Irreversible 230 Vac geared motor
- The encoder device ensures maximum safety and precision in the door moving phases
- Internal metal gears ensure maximum performance and durability over time

24 Vdc | intensive use

- Irreversible 24 Vdc geared motor for intensive use
- The encoder device ensures maximum safety and precision in the door moving phases
- Amperometric sensor obstacle detection system to prevent crushing
- Internal metal gears ensure maximum performance and durability over time



**ADAM.B**

Galvanized telescopic arm with welded bush, complete with fixing accessories (L=600 mm).

**ADAM.BL**

Galvanized telescopic arm with welded bush, complete with fixing accessories (L=1200 mm).

**ADAM.LED**

Accessory for LED courtesy lights.

**VN.MS**

Accessory for unlock device with handle.

**FC.ADAM**

Limit switch kit.

**ID.TA**

Warning board.

TECHNICAL DATA	ADAM	ADAM.24*
Power supply	230 Vac (50-60Hz)	230 Vac (50-60Hz)
Motor supply	230 Vac	24 Vdc
Max absorbed current	1.75 A	8 A
Torque	350 Nm	260 Nm
Duty cycle	30%	intensive use
Protection level	IP44	IP44
Operating temperature	-20°C /+50°C	-20°C /+50°C
Leaf max dimension	1.5 m	1.3 m
Leaf max weight	120 kg	100 kg
Weight	12.4 kg	11.2 kg
Items no. per pallet	27	27

* Available in 115 VAC version



ROAD BARRIERS & CAR PARK SAVER

				CONTROL UNITS
ROAD BARRIERS	LADY up to 4 m	24 Vdc intensive use	LADY LADY.I	CP.LADY* CP.LADY*
	LADY.5 up to 5 m	24 Vdc intensive use	LADY.5 LADY.5I	CP.LADY* CP.LADY*
	EVA.5 up to 5 m	24 Vdc intensive use	EVA.5	CP.EVA*
	VE.650 up to 6.5 m	24 Vdc intensive use	VE.650 VE.650I	DA.24V* DA.24V*
	EVA.7 up to 7 m	24 Vdc intensive use	EVA.7	CP.EVA*
	EVA.8 up to 8 m	24 Vdc intensive use	EVA.8	CP.EVA*
CAR PARK SAVER	VE.SOR automatic	24 Vdc intensive use	VE.SOR	DA.SO4
	VE.SOM manual		VE.SOM	---

* Built-in control unit





EVA.5



CONTROL UNITS:

EVA.5 ————— CP.EVA

169



ROAD BARRIERS

control unit with integrated receiver and absolute encoder
 built-in battery charger
 external release



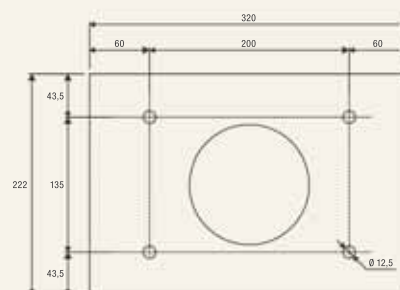
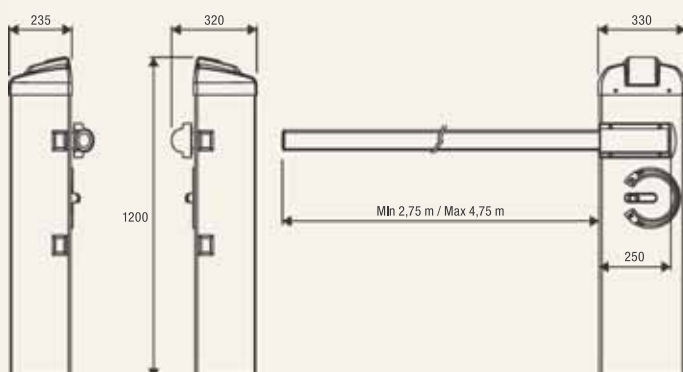
for passages up to 5 m




24 Vdc | intensive use

- 24 Vdc electromechanical barrier for intensive use with control unit with integrated receiver, battery charger and extended range switching power supply from 100 to 250 VAC, 50/60 Hz
- Integrated absolute encoder, which ensures greater precision in slowdowns and advanced control of the boom movement so that it never loses the reference position of the boom even if there is a power cut or the automatic device is released
- Integrated STC System for precise torque calculation
- Easy installation and possibility of quick connection for operation of opposed barriers, thanks to the SIS accessory board
- Reduced energy use on stand-by
- Possibility to install FTC.S photocells using concealed system so that they are perfectly integrated
- Integrated flashing lamp (requires EVA.LAMP accessory)


Foundation plate not included



VE.PS



EVA5.A
Painted elliptical aluminium arm complete with cap, profile in shock-proof rubber (L. 5 m).



EVA5.A2
Painted elliptical aluminium arm cut into two pieces measuring 2.5 m each. Equipped with joint.



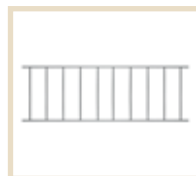
EVA5.G
Aluminium joint.



VE.PS
Foundation plate with coach screws.



VE.AM
Mobile support for arms.



VE.RAST
Aluminium rack L= 2 m. H= 60 cm



EVA.AF
Painted fixed support.



EVA.L
Set of lights for rods. L = 8 m.



EVA.LAMP
Circuit for flashing light.



EVA.SUP
Support for EVA internal accessories.



VE.CS
Traffic-light control unit for LED.TL.



LED.TL
2 light 230 Vac LED traffic light.



SIS
Quick connection electronic board that allows synchronised movement of 2 automation devices (opposed barriers). One board for each motor is necessary.



DA.2S
Electronic board that allows synchronised movement of 2 automation devices (opposed barriers).



VE.KM1HN
Single channel loop detector.



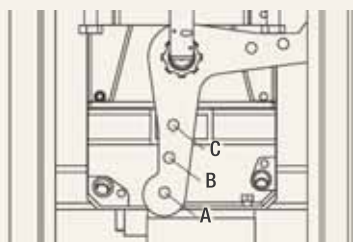
VE.KM2HN
Two channels loop detector.



FTC.S
24 Vac/dc surface mounting photocell. It is possible to synchronise up to 4 pairs of photocells.



EVA.CAT5
Set of 20 adhesive refractor strips.



ACCESSORIES FOR USE	BAR LENGTH (m)				
	3	3.5	4	4.5	5
EVA5.A	C	C	B	B	A
EVA5.A + VE.RAST	C	B	B	A	A
EVA5.A + VE.AM	C	C	B	B	A
EVA5.A + VE.RAST + VE.AM	C	B	B	A	A
EVA5.A + SC.RES	C	B	B	A	A
EVA5.A + SC.RES + VE.AM	C	B	B	A	A

Key: EVA5.A: Arm with rubber and upper profile / VE.RAST: Aluminium skirt / VE.AM: Mobile support for bar / SC.RES: Sensitive resistive edge (complying with annexe 4 of the Machines Directive).

Attention: The installation of the VE.RAST interferes with the use of the SC.RES and vice versa. The installation of the EVA.L lights kit does not influence the balancing of the bar.

TECHNICAL DATA	EVA.5
Power supply	100 ÷ 250 Vac (50-60Hz)
Motor supply	24 Vdc
Max absorbed current	1.6 A
Power consumption in stand-by	40 mA
Torque	205 Nm
Opening time	3.5" ÷ 6"
Duty cycle	intensive use
Protection level	IP44
Operating temperature	-20°C /+50°C
Weight	54.8 kg
Items no. per pallet	9



EVA.7



ROAD BARRIERS

control unit with integrated receiver and absolute encoder
 built-in battery charger
 external release
 2 standard 480 mm springs included



for passages up to 7 m



CONTROL UNITS:

EVA.7 ————— CP.EVA

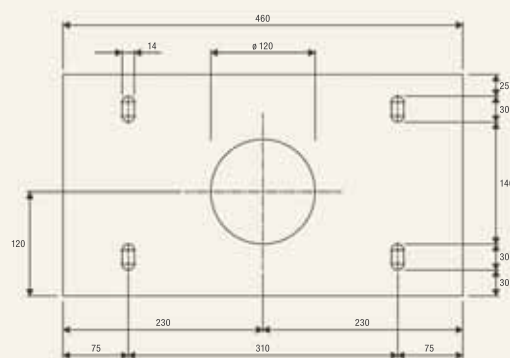
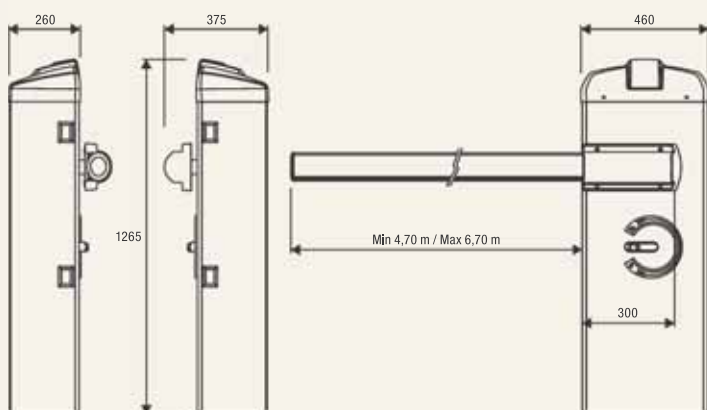
169




24 Vdc | intensive use

- 24 Vdc electromechanical barrier for intensive use with control unit with integrated receiver, battery charger and extended range switching power supply from 100 to 250 VAC, 50/60 Hz
- Integrated absolute encoder, which ensures greater precision in slowdowns and advanced control of the boom movement so that it never loses the reference position of the boom even if there is a power cut or the automatic device is released
- Integrated STC System for precise torque calculation
- Easy installation and possibility of quick connection for operation of opposed barriers, thanks to the SIS accessory board
- Reduced energy use on stand-by
- Possibility to install FTC.S photocells using concealed system so that they are perfectly integrated
- Integrated flashing lamp (requires EVA.LAMP accessory)


Foundation plate not included



VE.P650

**EVA7.A**

Painted elliptical aluminium arm complete with cap, profile in shock-proof rubber (L. 7 m).

**EVA7.A2**


Painted elliptical aluminium arm cut into two pieces measuring 3.5 m each. Equipped with joint.

**EVA7.G**

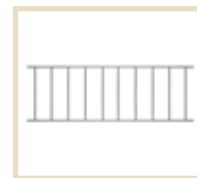
Aluminium joint.

**VE.P650**

Foundation plate with coach screws.

**VE.AM**

Mobile support for arms.

**VE.RAST**

Aluminium rack L= 2 m. H= 60 cm

**EVA.AF**

Painted fixed support.

**EVA.L8**

Set of lights for rods. L = 11 m.

**EVA.LAMP**

Circuit for flashing light.

**EVA.SUP**

Support for EVA internal accessories.

**VE.CS**

Traffic-light control unit for LED.TL.

**LED.TL**

2 light 230 Vac LED traffic light.

**EVA.KM**

364 mm spring.

**SIS**

Quick connection electronic board that allows synchronised movement of 2 automation devices (opposed barriers). One board for each motor is necessary.

**DA.2S**

Electronic board that allows synchronised movement of 2 automation devices (opposed barriers).

**VE.KM1HN**

Single channel loop detector.

VE.KM2HN

Two channels loop detector.

**FTC.S**

24 Vac/dc surface mounting photocell. It is possible to synchronise up to 4 pairs of photocells.

**EVA.CAT7**

Set of 20 adhesive refractor strips.

□ WITHOUT ACCESSORIES

BAR LENGTH (m)	TYPE OF SPRING	APPROX TENSIONING OF THE SPRING (mm)	
		EVA.KM	STANDARD SPRING
5	STANDARD SPRING	---	35
5,5	STANDARD SPRING	---	90
6	EVA.KM + STANDARD SPRING	31	15
6,5	N° 2 STANDARD SPRINGS	---	5 / 5
7	N° 2 STANDARD SPRINGS	---	35 / 35

□ WITH ACCESSORIES: CAP, EVA.L., SC.RES/VE.RAST, VE.AM

BAR LENGTH (m)	TYPE OF SPRING	APPROX TENSIONING OF THE SPRING (mm)	
		EVA.KM	STANDARD SPRING
5	STANDARD SPRING	---	35
5,5	EVA.KM + STANDARD SPRING	---	90
6	N° 2 STANDARD SPRINGS	31	15
6,5	N° 2 STANDARD SPRINGS	---	5 / 5
7	---	---	35 / 35

Attention: The installation of the VE.RAST interferes with the use of the SC.RES and vice versa. The installation of the EVA.L8 lights kit does not influence the balancing of the bar.

TECHNICAL DATA	EVA.7
Power supply	100 ÷ 250 Vac (50-60Hz)
Motor supply	24 Vdc
Max absorbed current	1.6 A
Power consumption in stand-by	40 mA
Torque	285 Nm
Opening time	3.5" ÷ 6"
Duty cycle	intensive use
Protection level	IP44
Operating temperature	-20°C /+50°C
Weight	78.4 kg
Items no. per pallet	6



EVA.8



ROAD BARRIERS



control unit with integrated receiver and absolute encoder
 built-in battery charger
 external release
 2 standard 480 mm springs and one 364 mm spring included



for passages up to 8 m



CONTROL UNITS:

EVA.8 ————— CP.EVA

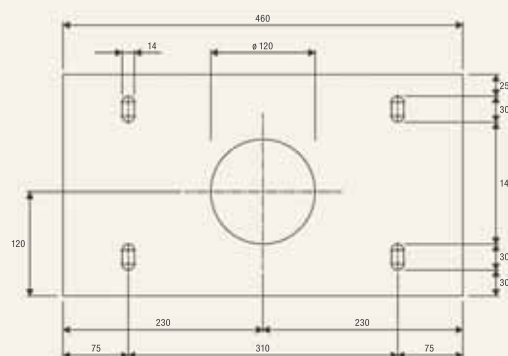
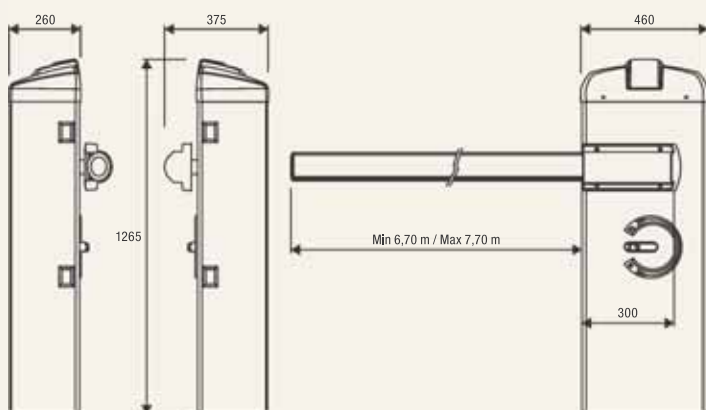
169




24 Vdc | intensive use

- 24 Vdc electromechanical barrier for intensive use with control unit with integrated receiver, battery charger and extended range switching power supply from 100 to 250 VAC, 50/60 Hz
- Integrated absolute encoder, which ensures greater precision in slowdowns and advanced control of the boom movement so that it never loses the reference position of the boom even if there is a power cut or the automatic device is released
- Integrated STC System for precise torque calculation
- Easy installation and possibility of quick connection for operation of opposed barriers, thanks to the SIS accessory board
- Reduced energy use on stand-by
- Possibility to install FTC.S photocells using concealed system so that they are perfectly integrated
- Integrated flashing lamp (requires EVA.LAMP accessory)

Foundation plate not included



VE.P650

**EVA8.A2**

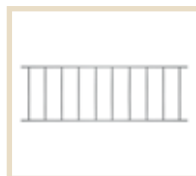
Painted elliptical aluminium arm complete with cap, profile in shock-proof rubber (L. 8m). Available only in the cut version equipped with 2 joints.

**VE.P650**


Foundation plate with coach screws.

**VE.AM**

Mobile support for arms.

**VE.RAST**

Aluminium rack L= 2 m. H= 60 cm

**EVA.AF**

Painted fixed support.

**EVA.L8**

Set of lights for rods. L = 11 m.

**EVA.LAMP**

Circuit for flashing light.

**EVA.SUP**

Support for EVA internal accessories.

**VE.CS**

Traffic-light control unit for LED.TL.

**LED.TL**

2 light 230 Vac LED traffic light.

**SIS**

Quick connection electronic board that allows synchronised movement of 2 automation devices (opposed barriers). One board for each motor is necessary.

**DA.2S**

Electronic board that allows synchronised movement of 2 automation devices (opposed barriers).

**VE.KM1HN**

Single channel loop detector.

**VE.KM2HN**

Two channels loop detector.

**FTC.S**

24 Vac/dc surface mounting photocell. It is possible to synchronise up to 4 pairs of photocells.

**EVA.CAT7**

Set of 20 adhesive refractor strips.

BAR LENGTH	ACCESSORIES FOR USE
8 m	---
7 m	VE.RAST
	SC.RES
	VE.RAST + VE.AM
	SC.RES + VE.AM

Attention: The installation of the VE.RAST interferes with the use of the SC.RES and vice versa. The installation of the EVA.L8 lights kit does not influence the balancing of the bar.

TECHNICAL DATA	EVA.8
Power supply	100 ÷ 250 Vac (50-60Hz)
Motor supply	24 Vdc
Max absorbed current	1.6 A
Power consumption in stand-by	40 mA
Torque	285 Nm
Opening time	3.5" ÷ 6"
Duty cycle	intensive use
Protection level	IP44
Operating temperature	-20°C /+50°C
Weight	82 kg
Items no. per pallet	6



LADY



ROAD BARRIERS

control unit with integrated receiver
built-in battery charger
external release

for passages up to 4 m



CONTROL UNITS:

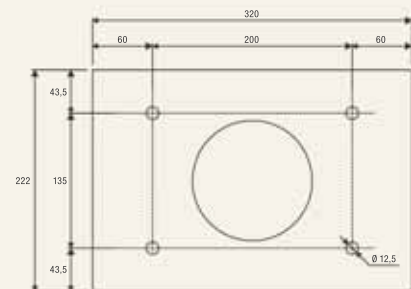
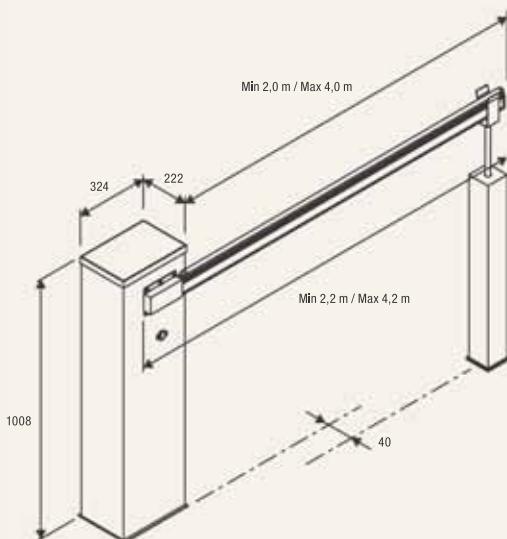
LADY ————— CP.LADY 170



24 Vdc | intensive use

- 24 VDC electromechanical barrier for intensive use with control unit with integrated receiver, battery charger and extended range switching power supply from 100 to 250 VAC, 50/60 Hz
- Easy installation and possibility of quick connection for operation of opposed barriers, thanks to the SIS accessory board
- Reduced energy use on stand-by
- Possibility to install FTC.S photocells using concealed system so that they are perfectly integrated
- Simple, fast and reliable boom balancing system
- Adjustable slow-downs
- Available also in the stainless steel version, LADY.I


Foundation plate not included




VE.PS




LADY.P
4.2 m white painted aluminium arm.



LADY.A
Aluminium arm measuring 4.2 m, with cap. Dimensions 60x38 mm.




LADY.A2
Aluminium arm cut into two pieces measuring 2.1 m each. Dimensions 60x38 mm. Requires LADY.GT joint.



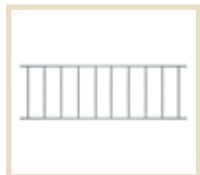
LADY.GT
LADY.A2 arm joint.



VE.PS
Foundation plate with coach screws.



VE.AM
Mobile support for arms.



VE.RAST
Aluminium rack L= 2 m. H= 60 cm



VE.AF
Painted fixed support.
VE.AFI
Stainless steel fixed support.



LADY.COL
Support for the installation of a second pair of photocell.



LADY.SN
Articulated joint set for LADY.A / LADY.P (rubber profiles must be removed). It compromises the use of any other accessory.



LADY.L
Flashing light set for LADY.P.



VE.CS
Traffic-light control unit for LED.TL.



LED.TL
2 light 230 Vac LED traffic light.



SIS
Quick connection electronic board that allows synchronised movement of 2 automation devices (opposed barriers). One board for each motor is necessary.



DA.2S
Electronic board that allows synchronised movement of 2 automation devices (opposed barriers).



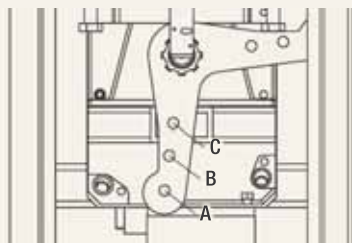
VE.KM1HN
Single channel loop detector.
VE.KM2HN
Two channels loop detector.



FTC.S
24 Vac/dc surface mounting photocell. It is possible to synchronise up to 4 pairs of photocells.



VE.CAT500
Set of 20 adhesive refractor strips.



ACCESSORIES FOR USE	BAR LENGTH (m)				
	2.2	2.7	3.2	3.7	4.2
No accessories	C	C	C	B	A
LADY.P (only upper)	C	C	B	B	A
LADY.P (upper and lower)	C	C	B	B	A
VE.RAST	C	B	B	A	---
LADY.P (only upper) + VE.RAST	C	B	B	A	---
LADY.P (only upper) + VE.AM	C	B	B	A	A
LADY.P (upper and lower) + VE.AM	C	B	B	A	---
LADY.P (only upper) + VE.RAST + VE.AM	C	B	A	---	---
SC.RES	C	B	B	A	---
LADY.P (only upper) + SC.RES	C	B	A	A	---
SC.RES + VE.AM	C	B	A	A	---
LADY.P (only upper) + SC.RES + VE.AM	C	B	A	---	---

The installation of the VE.RAST interferes with the use of the SC.RES and vice versa. The installation of the LADY.L lights kit does not influence the balancing of the bar.

TECHNICAL DATA	LADY
Power supply	100 ÷ 250 Vac (50-60Hz)
Motor supply	24 Vdc
Max absorbed current	1.5 A
Power consumption in stand-by	40 mA
Torque	195 Nm
Opening time	3.5" ÷ 6"
Duty cycle	intensive use
Protection level	IP44
Operating temperature	-20°C /+50°C
Weight	50.8 kg
Items no. per pallet	9



24VDC

LADY.5



ROAD BARRIERS

control unit with integrated receiver
built-in battery charger
external release

for passages up to 5 m



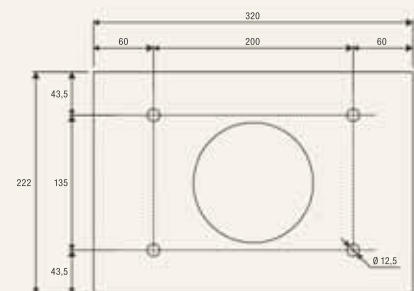
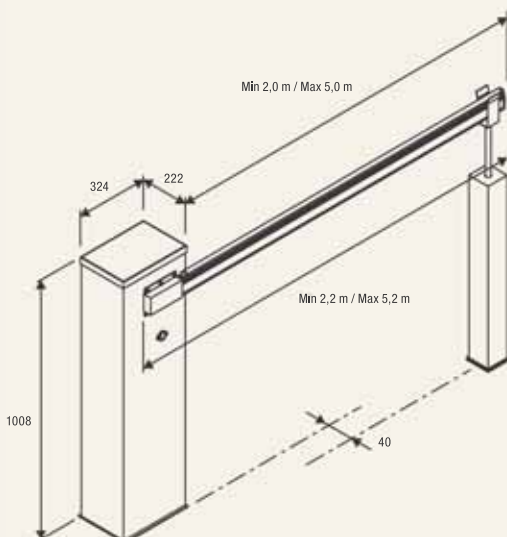
CONTROL UNITS:

LADY.5 ————— CP.LADY 170

24 Vdc | intensive use

- 24 VDC electromechanical barrier for intensive use with control unit with integrated receiver, battery charger and extended range switching power supply from 100 to 250 VAC, 50/60 Hz
- Easy installation and possibility of quick connection for operation of opposed barriers, thanks to the SIS accessory board
- Reduced energy use on stand-by
- Possibility to install FTC.S photocells using concealed system so that they are perfectly integrated
- Simple, fast and reliable boom balancing system
- Adjustable slow-downs
- Available also in the stainless steel version, LADY.5I


Foundation plate not included



VE.PS




LADY.P5
5.2 m white painted aluminium arm.



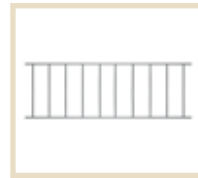
LADY.A5
Aluminium arm measuring 5.2 m, with cap. Dimensions 60x38 mm.



VE.PS
Foundation plate with coach screws.



VE.AM
Mobile support for arms.



VE.RAST
Aluminium rack L= 2 m. H= 60 cm.



VE.AF
Painted fixed support.



VE.AFI
Stainless steel fixed support.



LADY.COL
Support for the installation of a second pair of photocell.



LADY.SN
Articulated joint set for LADY.P5 (rubber profiles must be removed). It compromises the use of any other accessory.



LADY.L
Flashing light set for LADY.P.



VE.CS
Traffic-light control unit for LED.TL.



LED.TL
2 light 230 Vac LED traffic light.



SIS
Quick connection electronic board that allows synchronised movement of 2 automation devices (opposed barriers). One board for each motor is necessary.



DA.2S
Electronic board that allows synchronised movement of 2 automation devices (opposed barriers).




VE.KM1HN
Single channel loop detector.



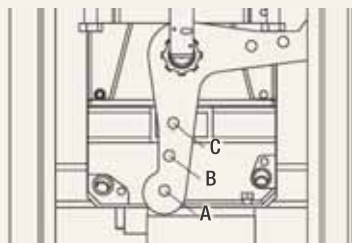
VE.KM2HN
Two channels loop detector.



FTC.S
24 Vac/dc surface mounting photocell. It is possible to synchronise up to 4 pairs of photocells.



VE.CAT500
Set of 20 adhesive refractor strips.



ACCESSORIES FOR USE	BAR LENGTH (m)			
	3.7	4.2	4.7	5.2
No accessories	---	---	C	C
LADY.P (only upper)	---	C	B	B
LADY.P (upper and lower)	C	C	B	B
VE.RAST	C	B	B	A
LADY.P (only upper) + VE.RAST	C	B	A	A
LADY.P (only upper) + VE.AM	C	C	B	B
LADY.P (upper and lower) + VE.AM	C	B	B	A
LADY.P (only upper) + VE.RAST + VE.AM	B	B	A	A
SC.RES	C	B	B	A
LADY.P (only upper) + SC.RES	C	B	A	A
SC.RES + VE.AM	B	B	A	A
LADY.P (only upper) + SC.RES + VE.AM	B	B	A	A
VE.RAST + VE.AM	B	B	A	A

The installation of the VE.RAST interferes with the use of the SC.RES and vice versa. The installation of the LADY.L lights kit does not influence the balancing of the bar.

TECHNICAL DATA	LADY.5
Power supply	100 ÷ 250 Vac (50-60Hz)
Motor supply	24 Vdc
Max absorbed current	1.6 A
Power consumption in stand-by	40 mA
Torque	205 Nm
Opening time	3.5" ÷ 6"
Duty cycle	intensive use
Protection level	IP44
Operating temperature	-20°C /+50°C
Weight	50.8 kg
Items no. per pallet	9



VE.650



CONTROL UNITS:

VE.650 ———— DA.24V 171

ROAD BARRIERS

integrated control unit
2 neutral springs included

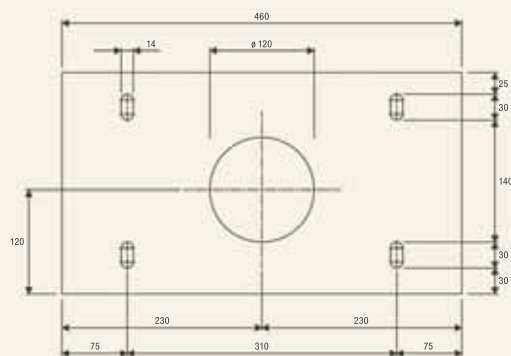
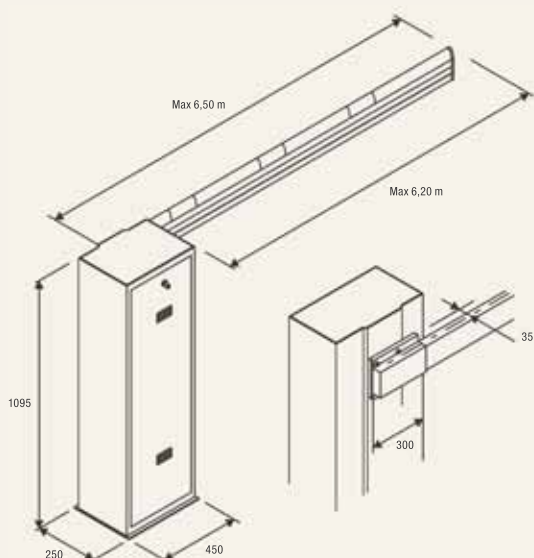
for passages up to 6.5 m



24 Vdc | intensive use

- Electromechanical 24 Vdc right barrier for intensive use. The barrier can be easily converted to left operation
- Optional built-in FTC.S photocells thanks to the innovative concealed system that allows for their perfect integration
- 2 adjustable mechanical stops
- Optional battery powered operation
- Amperometric sensor obstacle detection system to prevent crushing
- Three adjustable limit switches for the braking phases and the closure position
- Stainless steel version VE.650I available


Foundation plate not included



VE.P650



VE.650A
Painted aluminium arm with caps. Dimensions: 6500x100x40 mm.



VE.650A2
Painted aluminium arm cut into two pieces measuring 3.25 m each. Requires VE.GT24 joint.



VE.C650
Painted tubular arm Ø 90 mm in aluminium L=6500 mm with caps and galvanised fixing bracket. Suitable for areas with strong wind.



VE.C6502
Tubular arm Ø 90 mm cut into two pieces measuring 3.25 m each. Requires VE.GT90 joint.



VE.GT24
VE.650A2 aluminium arm joint.


VE.GT90
VE.C6502 aluminium arm joint.



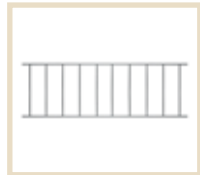
VE.RP
Protection rubber for VE.650A with aluminium profile and caps. **Packing: 10 m**



VE.P650
Foundation plate with coach screws.



VE.AM
Mobile support for arms.



VE.RAST
Aluminium rack L= 2 m. H= 60 cm



VE.AF
Painted fixed support.

VE.AFI
Stainless steel fixed support.



VE.L650
Flashing light set for VE.650A/VE.650A2.



LED.TL
2 light 230 Vac LED traffic light.

VE.CS
Traffic-light control unit for LED.TL.



VE.KMB
White spring.

VE.KMG
Yellow spring.

VE.KMN
Neutral spring.



VE.KM24
Set of 3 springs: yellow, neutral, white.



DA.2S
Electronic board that allows synchronised movement of 2 automation devices (opposed barriers).



VE.KM1HN
Single channel loop detector.

VE.KM2HN
Two channels loop detector.



FTC.S
24 Vac/dc surface mounting photocell. It is possible to synchronise up to 4 pairs of photocells.



VE.CAT650
Set of 20 adhesive refractor strips.

ACCESSORIES FOR USE	TYPE OF SPRING	BAR LENGTH (m)
VE.AM - VE.L650 - SC.RES - VE.RP - VE.RAST	1 neutral	4.5
VE.AM - VE.L650 - SC.RES - VE.RP - VE.RAST	1 yellow + 1 neutral	5
VE.AM - VE.L650 - SC.RES - VE.RP - VE.RAST	1 yellow + 1 neutral	5.5
---	1 yellow + 1 neutral	6
VE.AM - VE.L650 - SC.RES - VE.RP - VE.RAST	2 neutral	6
VE.AM - VE.L650 - SC.RES - VE.RP - VE.RAST	2 neutral	6.5

Installations of VE.RAST, SC.RES and VE.RP are mutually exclusive.

TECHNICAL DATA	VE.650*
Power supply	230 Vac (50-60Hz)
Motor supply	24 Vdc
Max absorbed current	1.6 A
Power consumption in stand-by	40 mA
Torque	285 Nm
Opening time	5" ÷ 7"
Duty cycle	intensive use
Protection level	IP44
Operating temperature	-20°C /+50°C
Weight	77.2 kg
Items no. per pallet	6

* Available in 115 VAC version



24VDC

VE.SOR VE.SOM



CONTROL UNITS:

VE.SOR ————— DA.SO4

147

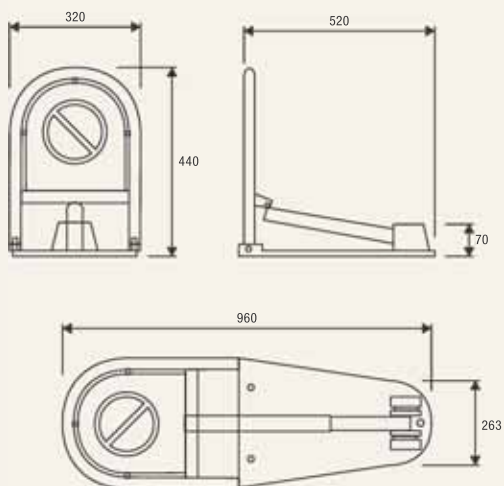
CAR PARK SAVER

available in automatic or manual version



24 Vdc | intensive use

- Automation that safeguards the private car parks
- Easy and fast installation on the ground
- Automatic and manual versions available





TECHNICAL DATA	VE.SOM	VE.SOR
Operating way	manual	24 Vdc / automatic
Power supply	---	230 Vac (50-60Hz)
Motor supply	---	24 Vdc
Max absorbed current	---	2 A
Opening time	---	9"
Duty cycle	---	intensive use
Protection level	---	IP54
Operating temperature	---	-20°C /+50°C
Weight	8 kg	9 kg
Items no. per pallet	22	22



CONTROL UNITS

EXTERNAL CONTROL UNITS

230 Vac
single-phase

1 motor

swing gates ————— **HEADY**

swing and sliding gates ————— **BRAINY**
BRAINY.P
CORE

sliding gates ————— **MATRIX**

counterweight garage doors ————— **LOGICA**

industrial sliding doors, folding doors with more than two sections and shutters ————— **CELL.P**

sectional and rolling doors, motors of the VN series ————— **WAVE 230**

2 motors

swing gates ————— **HEADY**

swing gates, opposed sliding gates, hydraulic operators, and industrial folding doors ————— **BRAINY**
BRAINY.P

counterweight garage doors ————— **LOGICA**

230-400 Vac
single-phase
three-phase

1 motor

sectional doors and rolling doors, folding doors with more than two sections, unbalanced shutters and industrial sliding ————— **THINKY**
THINKY.P
THINKY.I
START
START.I

24 Vdc

1 motor

counterweight garage doors ————— **LOGICA24**

folding door with max 2 wings ————— **BRAINY24**
BRAINY24.P
BRAINY24+

swing gates ————— **BRAINY24**
BRAINY24.P
BRAINY24+
HEADY24

2 motors

counterweight garage doors ————— **LOGICA24**

swing gates, opposing sliding gates, and industrial folding doors with a maximum of 2 wings ————— **BRAINY24**
BRAINY24.P
BRAINY24+

swing gates ————— **HEADY24**

4 motors

car park saver ————— **DA.SO4**



**INTERNAL
CONTROL
UNITS**

230 Vac
single-phase

sliding gates

- CP.CORE
- CP.BULL8-OM
- CP.BULL-RI
- CP.BULL OMI
- CP.BULL20-HE

garage

CP.ZED-AUTR

industrial doors

UP.VN

230-400 Vac
single-phase
three-phase

sliding gates

- CP.BISON OTI
- CP.BISON OTI L
- CP.YAK OTI

24 Vdc

swing gates

- CP.BN
- CP.MBY24

sliding gates

- CP.PONY
- CP.B24ESA
- CP.B24TURBO
- CP.B1524

garage

- CP.ZED24
- CP.J3M
- CP.J4ESA
- CP.JT

road barriers

- CP.EVA
- CP.LADY
- DA.24V

**GREEN
ECONOMY**

- KSUN
- SUNNY



SUN SYSTEM



GREEN ECONOMY

30W SOLAR PANEL

PRACTICAL, ECOLOGICAL

SUN SYSTEM is the perfect solution for installing automated mechanisms in places where there is no source of electricity and without having to spend money on costly construction.

TECHNOLOGY AND EVOLUTION!

The fact that there is a display panel allows operators to monitor several important parameters regarding historical data and statistics at all times:

- Instant values on battery and solar panel voltage
- Instant values on the current generated by the solar panel and the batteries
- Number of days the system has been in operation
- Average charging current values of the battery and log of consumption data
- Error messages related to over-current battery issues
- Verification of battery charge status

FLEXIBLE BECAUSE IT IS OPEN!

- It is possible to connect to the control unit up to 3 solar panels
- Batteries of varying capacities (7-50Ah) can also be used

LOW ENERGY USE = MORE MANEUVERS!

- The system is controlled via the SUNNY central command device
- SUNNY keeps the automation's control unit deactivated and enables the power supply only after it receives a signal or command over the wire to do so
- Thanks to the card's low energy consumption levels in stand-by mode, the system is able to ensure a number of maneuvers also in hours of the day or periods with less-than-ideal solar radiation conditions



DA.BT18

18 Ah 12 Vdc Battery.



SUN.PANEL

High-performance monocrystalline silicon solar panel (30W).



COL.KSUN

Column for battery housing DA.BT18 and control unit SUNNY, equipped with removable battery tray. H=650x323x230 mm.



COL.BR

Pair of clamps for fixing solar panel to column COL.KSUN.



KSUN

KIT for system operation via solar panel, made up of photovoltaic panel (30W) in monocrystalline silicone and with high efficiency, and a control unit (SUNNY) complete with display and built-in radio receiver. The receiver is capable of managing three types of encoding: Advanced Rolling Code (ARC), Rolling Code, and Programmable Code.

SUNNY

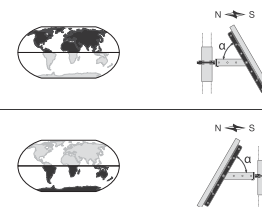
Control unit complete with display, 3 code radio receiver: Advanced Rolling Code (ARC), Rolling Code, and Programmable Code. You can connect up to three solar panels to the control unit.

CHART REGARDING AVERAGE SOLAR RADIATION DISTRIBUTION

average number of daily manoeuvres with KBOB24 / KBULL624*	133	114	95	76	57	37	18
average number of daily manoeuvres with KBULL424*	191	163	136	108	81	54	26

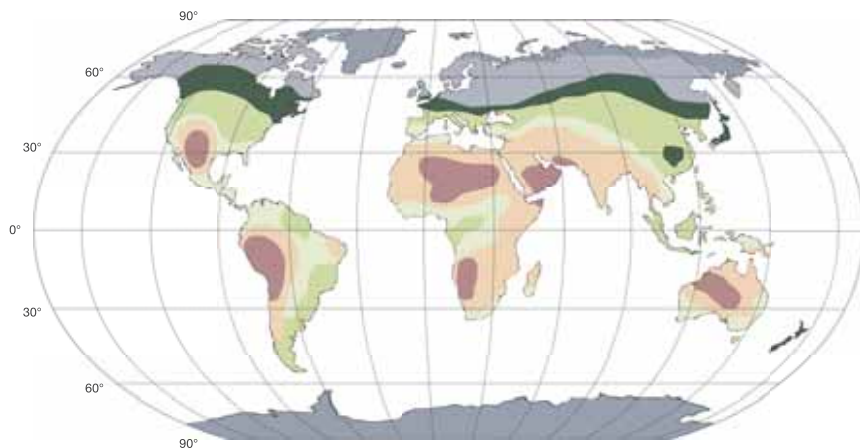
* Refer back to the manual for more precise values
The above data refer to some of the configurations possible with SUN SYSTEM

Hemisphere Panel orientation



Latitude Angle of inclination α

0° - 15°	15°
15° - 25°	The value is the same as that of the latitude
25° - 30°	Add 5° to the latitude value
30° - 35°	Add 10° to the latitude value
35° - 40°	Add 15° to the latitude value
> 40°	Add 20° to the latitude value



CONTROL UNIT TECHNICAL DATA	SUNNY
Photovoltaic panel type	Vmp: 15 ÷ 40V (load voltage) Wp: 15 ÷ 80 W (maximum power)
Power supply output	24 Vdc
Protection degree	IP55
Operational temperature	-20°C / +50°C
Radio receiver	built-in and configurable (Advanced Rolling Code (ARC) + Rolling Code + Programmable Code)
No. of codes that can be saved	64

SOLAR PANEL TECHNICAL DATA	SUN.PANEL
Voltage with open circuit (Voc)	21.5
Voltage at maximum power (Vmp)	17.5
Short circuit current Isc (A)	1.88
Current at maximum power Imp (A)	1.7
Peak power Wp +/- 5%	30



BRAINY



APPLICATION

1 or 2 actuators for swing gates, opposed sliding gates, hydraulic operators, and industrial folding doors

CONTROL UNIT POWER SUPPLY

230 Vac

MOTORS POWER SUPPLY

230 Vac 600W + 600W

MAIN FUNCTIONS

Integrated LCD display | Integrated 433.92 MHz 64-code radio receiver with 3 encoding systems (Advanced Rolling Code, Rolling Code, Fixed Code) | Removable terminal boards | Automatic, semi-automatic and deadman's logic | Encoder input to detect obstacles | Separate limit switch inputs for each motor | Open, close, pedestrian, step by step and stop inputs | Separate photocell inputs in opening-closing and in closing phases | Input for N.C or 8K2 sensitive edge | Output for electric lock 230 VAC and 12 VAC/DC | Outputs for configuration as gate open indicator, service light, second radio channel and photocell testing | Autosetting of operating parameters (with motors equipped with encoder) | Separate electronic torque adjustment for each motor and operating times | Adjustable slow-downs | Advantouch system to configure parameters and manage radio transmitters | Number of maneuvers | Programming access password | Maintenance warning



DU.V96

12 Vac/dc vertical electric lock, supplied with counterplate. Permits internal/external release.



DU.V90

12 Vac/dc horizontal electric lock, supplied with counterplate. Permits internal/external release.



DU.9990

Covering plate for DU.V90.



E.LOCK

230 Vac vertical electric lock, supplied with counterplate. Permits internal/external release.



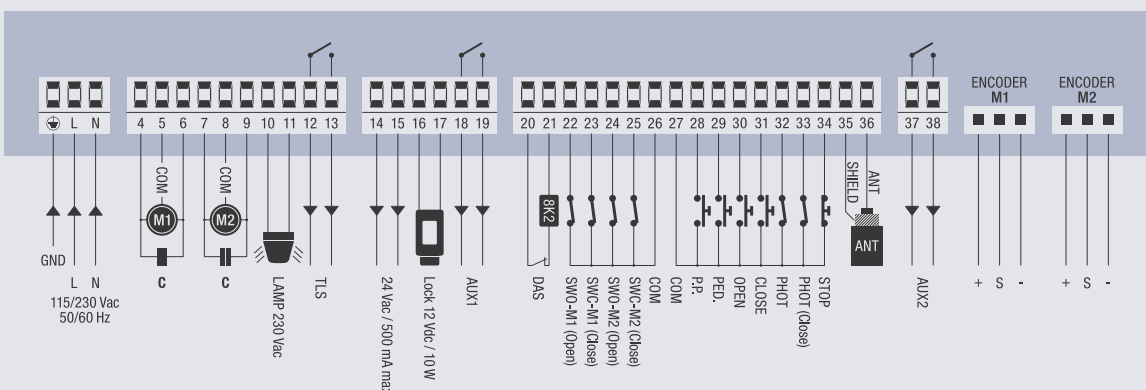
E.LOCKSE

Extended cylinder for E.LOCK electric lock. It allows unlocking gates up to 55mm-thick from the outside.



BRAINY.P

BRAINY control units with open, close, stop buttons incorporated in the control unit.





HEADY



APPLICATION

1 or 2 actuators for swing gates

CONTROL UNIT POWER SUPPLY

230 Vac

MOTORS POWER SUPPLY

230 Vac 500W + 500W


MAIN FUNCTIONS

Integrated LCD display | Integrated 433.92 MHz 64-code radio receiver with 3 encoding systems (Advanced Rolling Code, Rolling Code, Fixed Code) | Removable terminal boards | Automatic, and semi-automatic logic | Step by step, pedestrian and stop inputs | Separate photocell inputs in opening-closing and in closing phases | Output for electric lock 230 VAC/service light | Output as gate open indicator, second radio channel and photocell testing | Separate electronic torque adjustment for each motor and operating times | Fixed slow-downs | Advantouch system to configure parameters and manage radio transmitters | Number of maneuvers | Programming access password | Maintenance warning



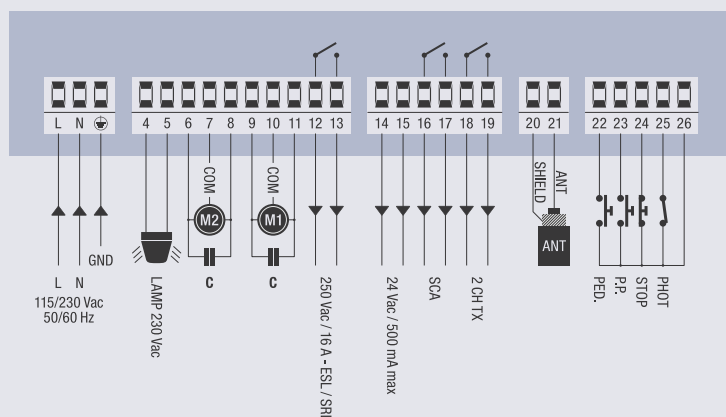
E.LOCK

230 Vac vertical electric lock, supplied with counterplate.



E.LOCKSE

Extended cylinder for E.LOCK electric lock. It allows unlocking gates up to 55mm-thick from the outside.





CORE



APPLICATION

1 actuator for sliding or 1 swing gate

CONTROL UNIT POWER SUPPLY

230 Vac

MOTORS POWER SUPPLY

230 Vac 750W

MAIN FUNCTIONS

Parameter and operation logic regulations through trimmers and dip-switches | Integrated 433.92 MHz 64-code radio receiver with 3 encoding systems (Advanced Rolling Code, Rolling Code, Fixed Code) | Removable terminal boards | Automatic, semi-automatic and deadman's logic | Encoder (MAG.E) input for detecting obstacles | Motor limit switch inputs | Step by step, stop and photocell inputs | Step by step input configurable as open | Stop input configurable as close or pedestrian | Photocell input programmable as active in opening-closing and in closing phases | Output as gate open indicator | Autosetting of operation and slow-down parameters | Adjustable slow-downs | Electronic torque adjustment for motor on 5 levels | Possibility to manage radio transmitters memorised on integrated receiver with Advantouch system



E.LOCK

230 Vac vertical electric lock, supplied with counterplate.



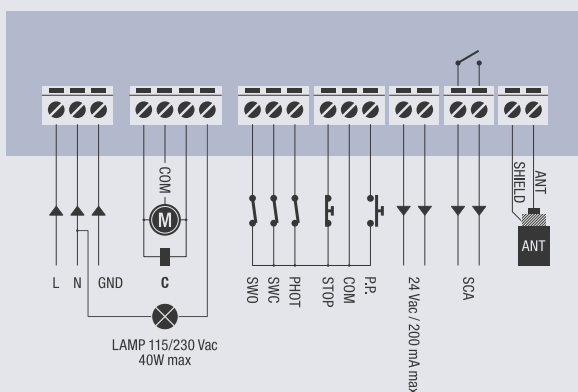
E.LOCKSE

Extended cylinder for E.LOCK electric lock. It allows unlocking gates up to 55mm-thick from the outside.



DA.2S

Electronic board that allows synchronised movement of 2 automation devices (opposed sliding gates).





MATRIX



APPLICATION

1 actuator for sliding gate

CONTROL UNIT POWER SUPPLY

230 Vac

MOTORS POWER SUPPLY

230 Vac 1000W

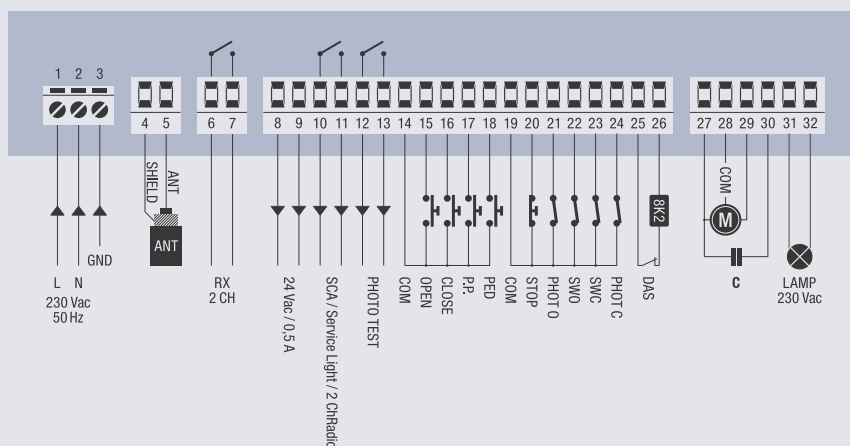
MAIN FUNCTIONS

Integrated LCD display | Integrated 433.92 MHz 64-code radio receiver with 3 encoding systems (Advanced Rolling Code, Rolling Code, Fixed Code) | Removable terminal boards | Automatic, semi-automatic and deadman's logic | Encoder input to detect obstacles | Motor limit switch inputs | Open, close, pedestrian, step by step and stop inputs | Input for N.C or 8K2 sensitive edge | Photocell input (PHOT O) programmable as active in opening-closing and in closing phases | Photocell input (PHOT C) programmable as active in opening-closing phases | Outputs for configuration as gate open indicator, service light, or second radio channel | Photocell testing output | Autosetting of operating parameters (with motors equipped with encoder) | Electronic torque adjustment | Adjustable slow-downs | Electronic braking guarantees a precise stop even with heavy doors | Advantouch system to configure parameters and manage radio transmitters | Programming access password | Maintenance warning



DA.2S

Electronic board that allows synchronised movement of 2 automation devices (opposed sliding gates).





LOGICA



APPLICATION

1 or 2 actuators for tilt up doors

CONTROL UNIT POWER SUPPLY

230 Vac

MOTORS POWER SUPPLY

230 Vac 300W + 300W

MAIN FUNCTIONS

Integrated LCD display | Integrated 433.92 MHz 64-code radio receiver with ARC | Removable terminal boards | Automatic, semi-automatic and deadman's logic | Encoder input to detect obstacles | Separate limit switch inputs for each motor | Close, step by step and stop inputs | Input for N.C or 8K2 sensitive edge | Photocell input programmable as active in opening-closing or in closing phases | Output for 24 VDC service light | Autosetting of operating parameters (with ZED series motors equipped with encoder) | Electromechanical torque adjustment on 4 levels | Autosetting of operation and slow-down parameters | Adjustable slow-downs | Advantouch system to configure parameters and manage radio transmitters | Number of maneuvers | Programming access password | Maintenance warning



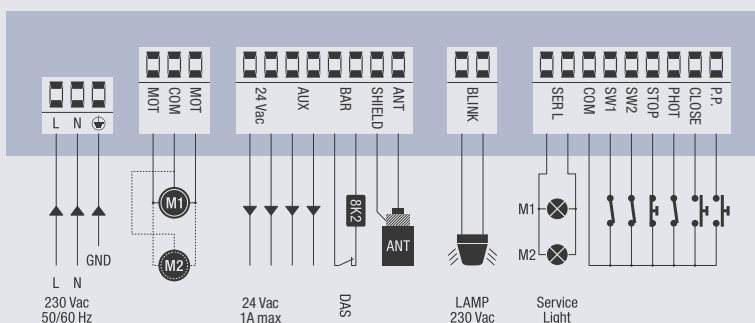
KPO

Set of 2 green push buttons (N.O.) and front cover for Box LB.



KPC

Set of 2 push buttons (green-N.O. and red-N.C.) and front cover for box LB.





CELL.P



APPLICATION

1 actuator for industrial sliding doors, folding doors with more than two sections and shutters

CONTROL UNIT POWER SUPPLY

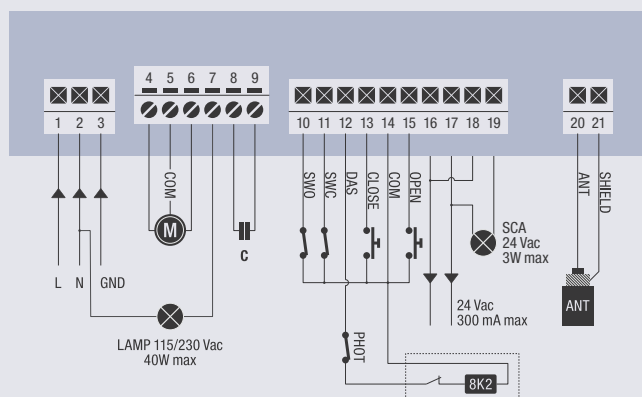
230 Vac

MOTORS POWER SUPPLY

230 Vac 750W

MAIN FUNCTIONS

Parameter and operation logic regulations through trimmers and dip-switches | Integrated 433.92 MHz 64-code radio receiver with 3 encoding systems (Advanced Rolling Code, Rolling Code, Fixed Code) | Removable terminal boards | Automatic, semi-automatic and deadman's logic | Motor limit switch inputs | Input for N.C or 8K2 sensitive edge or photocell | Inputs for buttons to open, programmable as step by step, and close | Output for gate open indicator | Electronic torque adjustment for motor on 5 levels | Possibility to manage radio transmitters memorised on integrated receiver with Advantouch system





WAVE 230



APPLICATION

1 actuator of the VN series for sectional and rolling doors

CONTROL UNIT POWER SUPPLY

100/250 Vac – 50/60 Hz

MOTORS POWER SUPPLY

230 Vac 1000W

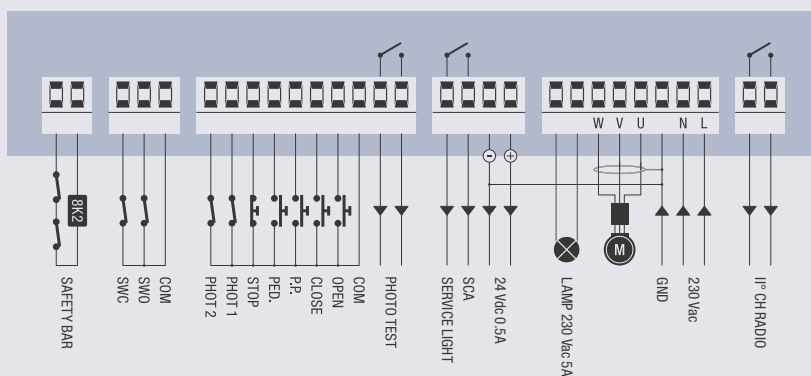
MAIN FUNCTIONS

Integrated LCD display | ONE2.WI model 433.92 MHz radio receiver provided as standard equipment | Removable terminal boards | Automatic, semi-automatic and deadman's logic | Motor limit switch inputs | Predesigned for connection to absolute encoder and quick wiring (VN "ESW" motors) | Autosetting of operating parameters | Open, close, step by step, pedestrian and stop inputs | Input for N.C or 8K2 sensitive edge | Input for safety sensor | no. 2 photocell inputs configurable as active in opening-closing or in closing phases | Output configurable as gate open indicator, service light, area light | Photocell testing output | Second radio channel output | Electronic torque adjustment with automatic calculation for each point in the stroke (STC SYSTEM) | Anti-crushing safety thanks to amperometric obstacle detection | Adjustable slow-downs | Advantouch system to configure parameters and manage radio transmitters | Integrated inverter | Virtual encoder | Number of maneuvers | Programming access password | Maintenance warning



XLB.L

Flashing light with 24 VDC power supply. Option of mounting in the XLB box or externally. Intermittent or fixed signal lighting can be selected. Requires antenna.





THINKY



APPLICATION

1 actuator for sectional doors and rolling doors, folding doors with more than two sections, unbalanced shutters and industrial sliding gates

CONTROL UNIT POWER SUPPLY

230 Vac or 400 Vac

MOTORS POWER SUPPLY

230 Vac 900W or 400 Vac 2200W


MAIN FUNCTIONS

Integrated LCD display | Integrated 433.92 MHz 64-code radio receiver with ARC and predesigned for plug-in radio receiver | Predesigned for connection to absolute encoder and quick wiring (VN "ESW" motors) | Autosetting of operating parameters with motors equipped with absolute encoder (VN "ESW" motors) | Removable terminal boards | Automatic, semi-automatic and deadman's logic | Motor limit switch inputs | Open, close, step by step, pedestrian and stop inputs | Inputs for 4 pairs of photocells (configurable as active in opening-closing or in closing phases) and equipped with PHOTO TEST logic | Input for N.C or 8K2 sensitive edge | Input for safety sensor | Output configurable as gate open indicator, second radio channel, service light and area light | Output configurable as gate open indicator or photocell testing output | Protection against phase failure and exceeding motor current threshold | Advantouch system to configure parameters and manage radio transmitters | Number of maneuvers | Programming access password | Maintenance warning



DA.2S

Electronic board that allows synchronised movement of 2 automation devices (opposed sliding gates).



ONE.2WI

433.92 MHz receiver with power supply 12÷28 VDC / 21÷28 VAC, 2 channels with triple coding: Advanced Rolling Code and Rolling Code, plug-in. 512 memorisable codes.



XLB.L

Flashing light with 24 VDC power supply. Option of mounting in the XLB box or externally. Intermittent or fixed signal lighting can be selected. Requires antenna.



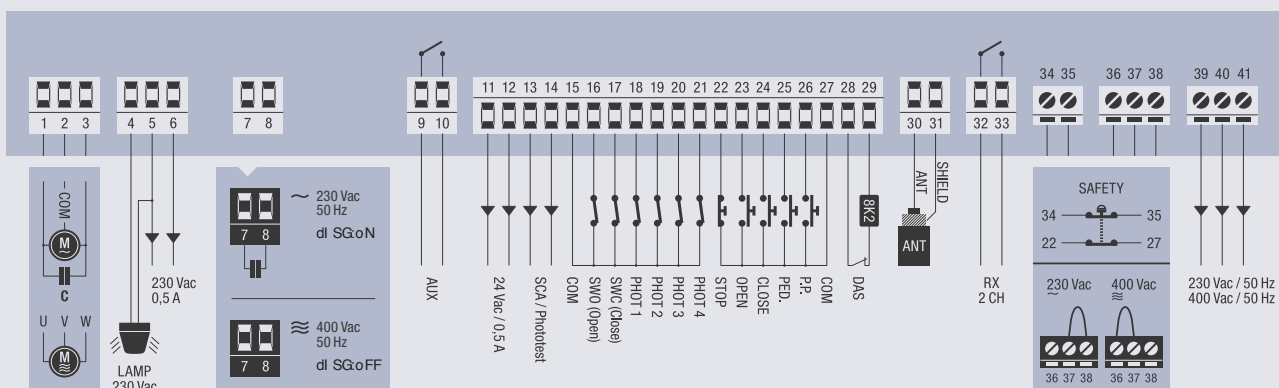
THINKY.P

THINKY control units with open, close, stop buttons incorporated in the control unit.



THINKY.I

THINKY control unit with self-holding open, close and stop buttons and tri-pole switch with door lock incorporated into the control unit. Flashing light available as accessory (XLB.L)





START

APPLICATION

1 actuator for sectional doors and rolling doors, folding doors with more than two sections, unbalanced shutters and industrial sliding gates

CONTROL UNIT POWER SUPPLY

230 Vac or 400 Vac

MOTORS POWER SUPPLY

230 Vac 900W or 400 Vac 2200W

MAIN FUNCTIONS

Only deadman's logic operation | Fixed terminal boards | Motor limit switch inputs | Open, close and emergency stop inputs | Open and close buttons integrated into the control unit | Output for connecting flashing light and auxiliary condenser for starting the motor



DA.2S

Electronic board that allows synchronised movement of 2 automation devices (opposed sliding gates).



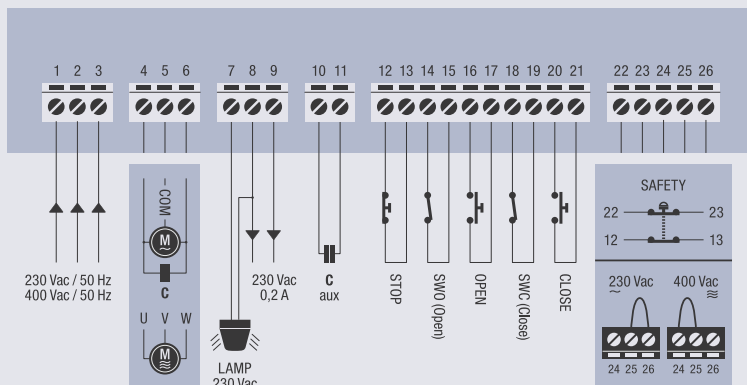
XLB.L

Flashing light with 24 VDC power supply. Option of mounting in the XLB box or externally. Intermittent or fixed signal lighting can be selected. Requires antenna.



START.I

START control unit with self-holding open, close and stop buttons and tri-pole switch with door lock incorporated into the control unit. Flashing light available as accessory (XLB.L)





BRAINY24+



APPLICATION

1 or 2 actuators for swing gates, opposed sliding gates, and industrial folding doors with a maximum of 2 sections

CONTROL UNIT POWER SUPPLY

100/250 Vac – 50/60 Hz

MOTORS POWER SUPPLY

24 Vdc 200W + 200W

MAIN FUNCTIONS

Integrated LCD display | Integrated 433.92 MHz 64-code receiver with 3 encoding systems (Advanced Rolling Code, Rolling Code, Fixed Code) | Removable terminal boards | Automatic, semi-automatic and deadman's logic | Separate limit switch inputs for each motor | Open, close, step by step, pedestrian and stop inputs | Separate photocell inputs in opening-closing and in closing phases | Input for N.C. or 8K2 sensitive edge | Output for electric lock 12 VDC | Output for configuration as gate open indicator or photocell testing | Output for configuration as second radio channel or service light | Autosetting of operating parameters | Separate electronic torque adjustment for each motor | Anti-crushing safety through amperometric detection and encoder management | Separate adjustable slowdowns for each motor | Advantouch system to configure parameters and manage radio transmitters | Number of maneuvers | Programming access password | Maintenance warning | **Built-in battery charger, compatible with batteries DA.BT2/DA.BT6**



DU.V96
12 Vac/dc vertical electric lock, supplied with counterplate. Permits internal/external release.



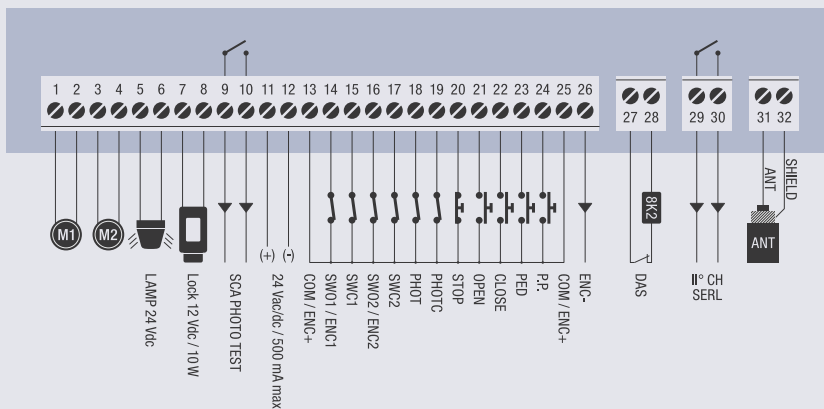
DU.V90
12 Vac/dc horizontal electric lock, supplied with counterplate. Permits internal/external release.



DU.9990
Covering plate for DU.V90.



BRAINY24.CB-SW
Accessory equipped with 1.2 Ah batteries and support bracket.





BRAINY24



APPLICATION

1 or 2 actuators for swing gates, opposed sliding gates, and industrial folding doors with a maximum of 2 sections

CONTROL UNIT POWER SUPPLY

230 Vac – 50/60 Hz

MOTORS POWER SUPPLY

24 Vdc 120W + 120W

MAIN FUNCTIONS

Integrated LCD display | Integrated 433.92 MHz 64-code receiver with 3 encoding systems (Advanced Rolling Code, Rolling Code, Fixed Code) | Removable terminal boards | Separate limit switch inputs for each motor | Open, close, and pedestrian inputs | Photocell inputs in opening-closing and in closing phases | Input for N.C. or 8K2 sensitive edge | Output for electric lock 12 VDC | Output for configuration as gate open indicator, service light, second radio channel and photocell testing | Autosetting of operating parameters | Separate electronic torque adjustment for each motor | Anti-crushing safety through amperometric detection and encoder management | Separate adjustable slowdowns for each motor in opening and closing phases | Advantouch system to configure parameters and manage radio transmitters | Number of maneuvers | Programming access password | Maintenance warning



DU.V96

12 Vac/dc vertical electric lock, supplied with counterplate. Permits internal/external release.



DU.V90

12 Vac/dc horizontal electric lock, supplied with counterplate. Permits internal/external release.



DU.9990

Covering plate for DU.V90.



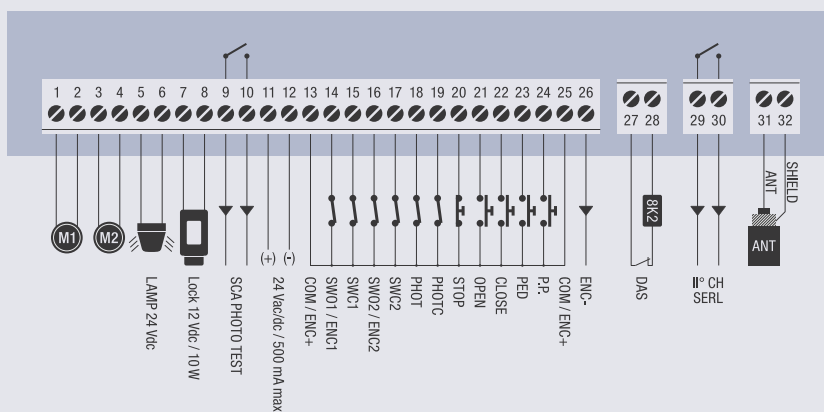
BRAINY24.CB

Accessory with CBY.24V battery charger, 1.2 Ah batteries and support bracket.



BRAINY24.P

BRAINY24 control units with open, close, stop buttons incorporated in the control unit.





HEADY24



APPLICATION

1 or 2 actuators for swing gates

CONTROL UNIT POWER SUPPLY

230 Vac

MOTORS POWER SUPPLY

24 Vdc 60W + 60W

MAIN FUNCTIONS

Integrated LCD display | Integrated 433.92 MHz 64-code radio receiver with 3 encoding systems (Advanced Rolling Code, Rolling Code, Fixed Code) | Removable terminal boards | Automatic and semi-automatic logic | Separate limit switch inputs for each motor | Pedestrian, step by step and stop inputs | Separate photocell inputs in opening-closing and in closing phases | Outputs for configuration as gate open indicator, second radio channel or photocell testing | Autosetting of operating parameters | Separate electronic torque adjustment for each motor | Anti-crushing safety thanks to amperometric detection and encoder management | Separate adjustable slow-downs for each motor | Advantouch system to configure parameters and manage radio transmitters | Number of maneuvers | Programming access password | Maintenance warning



DU.V96

12 Vac/dc vertical electric lock, supplied with counterplate. Permits internal/external release.

DU.V90

12 Vac/dc horizontal electric lock, supplied with counterplate. Permits internal/external release.

DU.9990

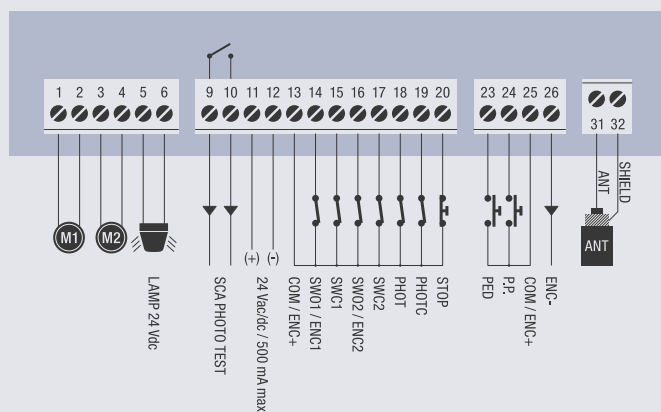
Covering plate for DU.V90.

L.BY

Control board for electric lock 12/24 Vdc.

BRAINY24.CB

Accessory with CBY.24V battery charger, 1.2 Ah batteries and support bracket.





LOGICA24



APPLICATION

1 or 2 actuators for tilt up doors

CONTROL UNIT POWER SUPPLY

230 Vac

MOTORS POWER SUPPLY

24 Vdc 80W + 80W

MAIN FUNCTIONS

Parameter and operation logic regulations through trimmers and dip-switches | Integrated 433.92 MHz 64-code radio receiver with ARC coding | Removable terminal boards | Automatic and semi-automatic logic | Motor limit switch inputs | Inputs for open, close, stop, step by step and photocell | N.C or 8K2 sensitive edge input | Output for service light 24 VAC/DC | Electronic torque adjustment | Anti-crushing system with amperometric detection | Fixed slow-downs | Advantouch system to manage radio transmitters memorised on integrated receiver



KPO

Set of 2 green push buttons (N.O.) and front cover for Box LB.



KPC

Set of 2 push buttons (green-N.O. and red-N.C.) and front cover for box LB.



CBY.24V

Battery charger card. The CBY.24V card allows charging two different types of nickel metalhydride and lead batteries.



DA.BT2

2,1Ah 12 Vdc Battery.

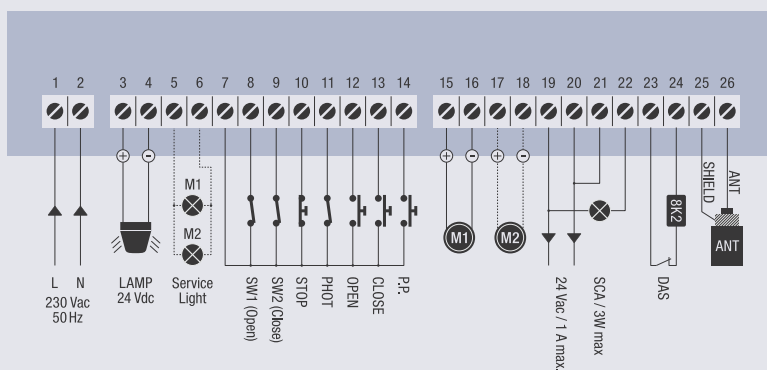
DA.BT6

7Ah 12 Vdc Battery.



LB

Standard box for control units. Protection level IP55. (290 x 220 x 118 mm).





DA.S04

APPLICATION

from 1 to 4 parking space barrier VE.SOR

CONTROL UNIT POWER SUPPLY

230 Vac

MOTORS POWER SUPPLY

24 Vdc 20W

DA.S04 | MAIN FUNCTIONS

Pre-designed for plug-in radio receiver | Pre-designed for DA.RB battery charger | Fixed terminal boards | Auxiliary output 24 VDC max 1 A | Pre-designed for quick connection of max 4 DA.E command modules | Antenna input

DA.E | MAIN FUNCTIONS

Step by step input | Semi-automatic operation logic | Electronic torque regulation with trimmer | Fixed terminal boards



DA.RB

Battery charger card for DA.S04.



DA.BT2

2.1Ah 12 Vdc Battery.

DA.BT6

7Ah 12 Vdc Battery.



LB

Standard box for control units. Protection level IP55. (290 x 220 x 118 mm).



ONE.2WI

433.92 MHz receiver with power supply 12±28 VDC / 21±28 VAC, 2 channels with triple coding: Advanced Rolling Code and Rolling Code, plug-in. 512 memorisable codes.

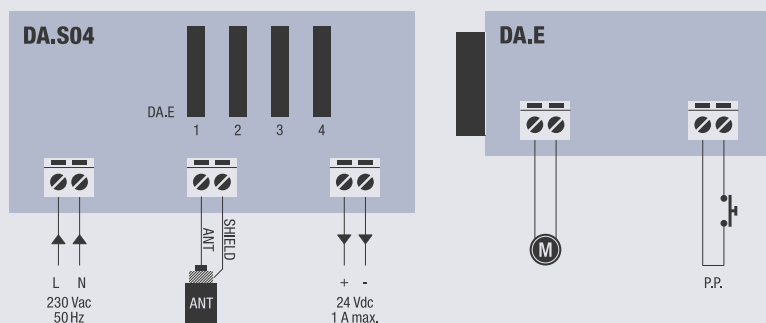


ONE.4WB

4-channel receiver with wide range power supply (115-230 Vac/dc) and triple coding: Advanced Rolling Code, Rolling Code and Fixed code. 512 memorisable codes.



DA.E





COMPARISON TABLE

EXTERNAL CONTROL UNITS

	BRAINY	HEADY	CORE	MATRIX	LOGICA	CELLP	WAVE 230	THINKY	START	BRAINY24+	BRAINY24	HEADY24	LOGICA24	DA.S04 + DAE
CONTROL UNITS FEATURES														
motors power supply 24 Vdc	•	•	•	•	•	•	•	•	•	•	•	•	•	•
motors power supply 230 Vac	•	•	•	•	•	•	•	•	•	•	•	•	•	•
motors power supply 400 Vac								•	•					
INPUTS														
step by step input	•	•	•	•	•	*	•	•		•	•	•	•	•
open input	•	*	*	•	*	•	•	•	•	•	•	*	•	
close input	•	*	*	•	•	•	•	•	•	•	•	*	•	
pedestrian opening input	•	•	*	•			•	•		•	•	•		
photoinput in opening phase	•	*	*	•	*		•	•		•	•	•		
photoinput in closing phase	•	•	•	•	•	•	•	•		•	•	•	•	
stop input	•	•	•	•	•	•	•	•	•	•	•	•	•	
conductive safety input	•			•	•	•	•	•		•	•	•	•	
limit switch input open/close for motor 1	•		•	•	•	•	•	•	•	•	•	•	•	
limit switch input open/close for motor 2	•									•	•	•		
input for safety sensor							•	•	•					
OUTPUTS														
motor 1 output	•	•	•	•	•	•	•	•	•	•	•	•	•	•
motor 2 output	•	•			•					•	•	•	•	
flashing light output	•	•	•	•	•	•	•	•	•	•	•	•	•	
12 Vac electric lock output	•									•	•			
auxiliary output for optional electric-lock card		•												
courtesy light output	•	•		*	•		*	•		•	•	•	•	
auxiliary output 24 Vac/dc	•	•	•	•	•	•	•	•		•	•	•	•	•
gate open indicator	•	•	•	•	•	•	•	•		•	•	•	•	
photoinput power supply output with phototest	*	*		•	*		•	*		*	*	*		
2nd radio channel output	•	•		*	*		•	•		*	*	*		
OPERATING LOGICS														
"dead man" function	•	•	•	•	•	•	•	•	•	•	•	•	•	•
semi-automatic function	•	•	•	•	•	•	•	•		•	•	•	•	•
automatic function	•	•	•	•	•	•	•	•		•	•	•	•	•
multi-flat function	•	•	•	•	•	•	•	•		•	•	•	•	•
step by step function (open-close-open)	•	•	•	•	•		•	•		•	•	•	•	•
timer function in opening	•			•		•		•		•	•			
adjustable slowdowns	•		•	•	•		•			•	•	•		
fixed slowdowns		•											•	
electronic brake				•			•							
pre-warning flashing light	•	•	•	•	•		•	•		•	•	•	•	
disable photoinput in opening phase		•	•	•	•		•	•						
close immediately after photoinput	•	•	•	•			•	•		•	•	•		
maintaining hydraulic motor pressure	•									•		•		
closing delay motor 1	•	•								•	•	•		
opening delay motor 2	•	•								•	•	•		
ADJUSTMENTS														
electromechanical adjustment force					•									
electronic adjustment force	•	•	•	•	•	•	•			•	•	•	•	•
speed adjustment							•			•	•	•	•	
self adjustment of working parameters	•		•	•	•		•			•	•	•		
parameters adjustment through potentiometer			•			•							•	•
parameters adjustment through LCD display	•	•		•	•		•	•		•	•	•		
OTHER CHARACTERISTICS														
diagnostic LEDs			•			•							•	
433.92 MHz receiver with Rolling Code														
433.92 MHz receiver with triple encoding	•	•	•	•		•	•			•	•	•		
433.92 MHz receiver only with ARC encoding					•			•					•	
parameters adjustment through LCD display	•	•		•	•		•	•		•	•	•		
cycles counter	•	•		•	•		•	•		•	•	•		
back up system										•	•	•	•	•
encoder management	•		•	•	•		•	•		•	•	•		
inverter management							•							
KNX interface management														
built-in ESA, Energy Saving System														
maintenance warning	•			•	•		•	•		•	•	•		
programming enabled by password	•	•		•	•		•	•		•	•	•		
built-in battery charger										•				



CP.CORE



APPLICATION

1 actuator of the series BULL5M for sliding gates

CONTROL UNIT POWER SUPPLY

230 Vac

MOTORS POWER SUPPLY

230 Vac 750W

MAIN FUNCTIONS

Parameter and operation logic regulations through trimmers and dip-switches | Integrated 433.92 MHz 64-code radio receiver with 3 encoding systems (Advanced Rolling Code, Rolling Code, Fixed Code) | Removable terminal boards | Automatic, semi-automatic and deadman’s logic | Encoder (MAG.E) output for detecting obstacles | Motor limit switch inputs | Step by step, pedestrian and stop inputs | Step by step input configurable as open | Stop input configurable as close or pedestrian | Photocell input programmable as active in opening-closing and in closing phases | Output as gate open indicator | Autosetting of operation and slow-down parameters | Adjustable slow-downs | Electronic torque adjustment for motor on 5 levels | Possibility to manage radio transmitters memorised on integrated receiver with Advantouch system



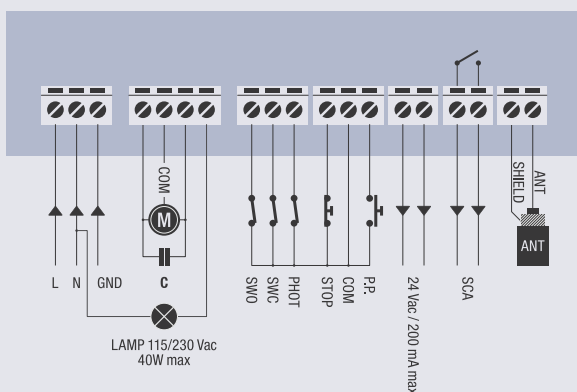
DA.2S

Electronic board that allows synchronised movement of 2 automation devices (opposed sliding gates).



MAG.E

Magnetic sensor device to detect obstacles and manage deceleration.





CP.BULL8-OM



APPLICATION

1 actuator for sliding gates, series BULL8M and BULL8 OM

CONTROL UNIT POWER SUPPLY

230 Vac

MOTORS POWER SUPPLY

230 Vac 280W

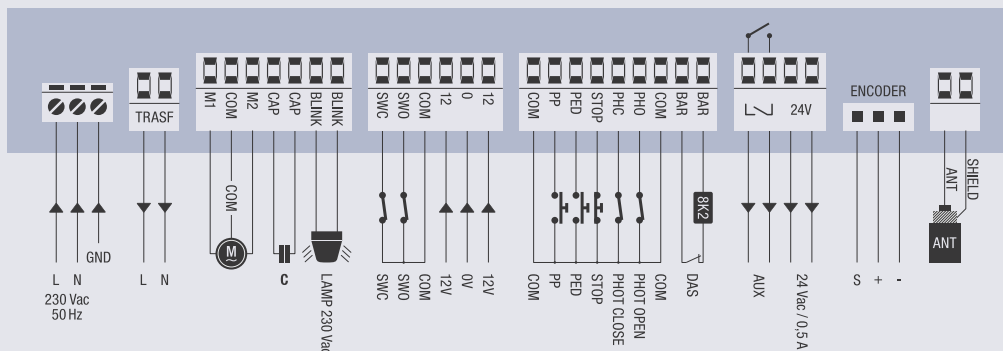
MAIN FUNCTIONS

Integrated LCD display | Integrated 433.92 MHz 64-code radio receiver with 3 encoding systems (Advanced Rolling Code, Rolling Code, Fixed Code) | Removable terminal boards | Automatic, semi-automatic and deadman's logic | Encoder input to detect obstacles | Motor limit switch inputs | Pedestrian, step by step and stop inputs | Photocell input (PHOT O) programmable as active in opening-closing and in closing phases | Photocell input (PHOT C) programmable as active in opening-closing phases | Input for N.C or 8K2 sensitive edge | Output for gate open indicator, service light, second radio channel and photocell testing | Autosetting of operating parameters | Electronic motor torque adjustment | Adjustable slow-down systems | Electronic braking | Advantouch system to configure parameters and manage radio transmitters | Number of maneuvers | Programming access password



DA.2S

Electronic board that allows synchronised movement of 2 automation devices (opposed sliding gates).





CP.BULL-RI



APPLICATION

1 actuator for sliding gates, series BULL10M, BULL15M and BULL20M

CONTROL UNIT POWER SUPPLY

230 Vac

MOTORS POWER SUPPLY

230 Vac 1000W

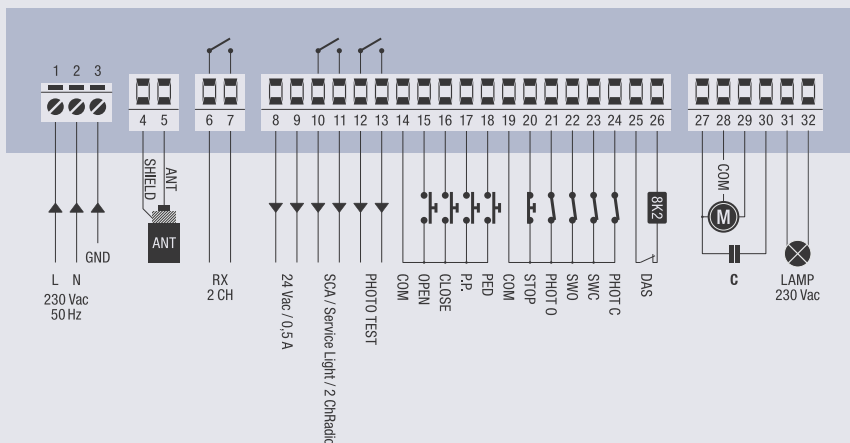
MAIN FUNCTIONS

Integrated LCD display | Integrated 433.92 MHz 64-code radio receiver with 3 encoding systems (Advanced Rolling Code, Rolling Code, Fixed Code) | Removable terminal boards | Automatic, semi-automatic and deadman's logic | Encoder input to detect obstacles | Motor limit switch inputs | Open, close, pedestrian, step by step and stop inputs | Photocell input (PHOT O) programmable as active in opening-closing and in closing phases | Photocell input (PHOT C) programmable as active in opening-closing phases | Input for N.C or 8K2 sensitive edge | Output for configuration as gate open indicator, service light, or second radio channel | Photocell testing output | Autosetting of operating parameters | Electronic motor torque adjustment | Adjustable slow-down systems | Electronic braking guarantees a precise stop even with heavy doors | Advantouch system to configure parameters and manage radio transmitters | Number of maneuvers | Programming access password | Maintenance warning



DA.2S

Electronic board that allows synchronised movement of 2 automation devices (opposed sliding gates).





CP.BULL20-HE



APPLICATION

1 actuator for sliding gates, series BULL20 HE

CONTROL UNIT POWER SUPPLY

230 Vac

MOTORS POWER SUPPLY

230 Vac 1000W

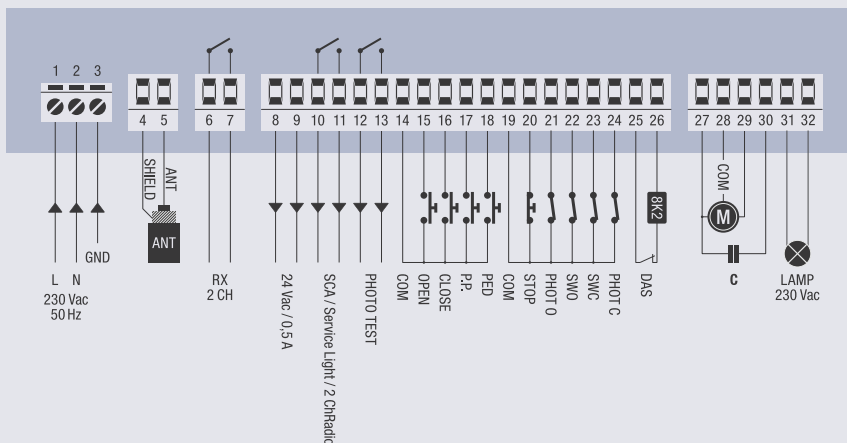
MAIN FUNCTIONS

Integrated LCD display | Integrated 433.92 MHz 64-code radio receiver with ARC | Removable terminal boards | Automatic, semi-automatic and deadman's logic | Encoder input to detect obstacles | Motor limit switch inputs | Open, close, pedestrian, step by step and stop inputs | Photocell input (PHOT O) programmable as active in opening-closing and in closing phases | Photocell input (PHOT C) programmable as active in opening-closing phases | Input for N.C or 8K2 sensitive edge | Output for configuration as gate open indicator, service light, or second radio channel | Photocell testing output | Autosetting of operating parameters | Electronic motor torque adjustment | Adjustable slow-down systems | Electronic braking guarantees a precise stop even with heavy doors | Advantouch system to configure parameters and manage radio transmitters | Number of maneuvers | Programming access password | Maintenance warning



DA.2S

Electronic board that allows synchronised movement of 2 automation devices (opposed sliding gates).





CP.BULL OMI



APPLICATION

1 actuator for sliding gates, series BULL17 OMI

CONTROL UNIT POWER SUPPLY

100/250 Vac – 50/60 Hz

MOTORS POWER SUPPLY

230 Vac 1000W

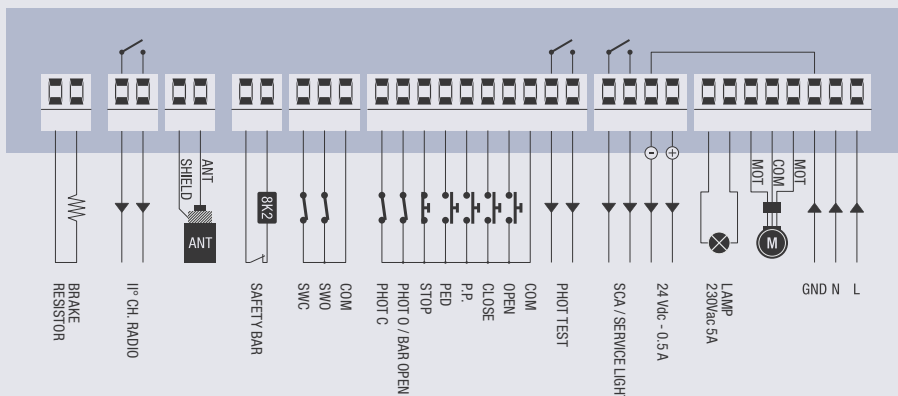
MAIN FUNCTIONS

Integrated LCD display | ONE2.WI model 433.92 MHz radio receiver provided as standard equipment | Removable terminal boards | Automatic, semi-automatic and deadman's logic | Motor limit switch inputs | Step by step, open, close, pedestrian and stop inputs | no. 2 photocell inputs configurable as active in opening-closing or in closing phases | Input for N.C or 8K2 sensitive edge | Input for safety sensor | Output configurable as gate open indicator, service light, area light | Photocell testing output | Second radio channel output | Autosetting of operating parameters | Electronic torque adjustment with automatic calculation for each point in the stroke (STC SYSTEM) | Anti-crushing safety thanks to amperometric obstacle detection | Adjustable slow-downs | Advantouch system to configure parameters and manage radio transmitters | Integrated inverter | Virtual encoder | Number of maneuvers | Programming access password | Maintenance warning



DA.2S

Electronic board that allows synchronised movement of 2 automation devices (opposed sliding gates).





CP.BISON OTI



APPLICATION

1 actuator for sliding gates, series BISON25 OTI, BISON35 OTI and BISON45 OTI

CONTROL UNIT POWER SUPPLY

230 Vac or 400 Vac

MOTORS POWER SUPPLY

220 Vac 750W three phase with inverter or 380 Vac 1500W three phase with inverter

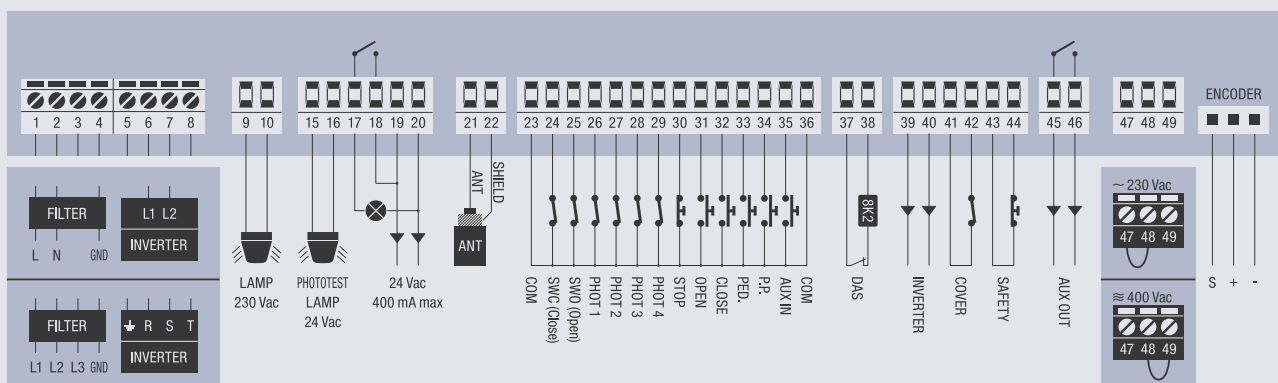
MAIN FUNCTIONS

Integrated LCD display | Integrated 433.92 MHz 64-code radio receiver with 3 encoding systems (Advanced Rolling Code, Rolling Code, Fixed Code) | Removable terminal boards | Automatic, semi-automatic and deadman's logic | Encoder input to detect obstacles | Motor limit switch inputs | Open, close, pedestrian, step by step and stop inputs | Inputs for 4 pairs of photocells (programmable as active in opening-closing and in closing phases) and equipped with PHOTO TEST logic | Input for N.C or 8K2 sensitive edge | Input for safety sensor | Predesigned for inverter connection | Output for gate open indicator | Output configurable for service light, area light or second radio channel | Photocell testing output | Autosetting of operating parameters | Electronic motor torque adjustment | Adjustable slow-down systems | Electronic braking guarantees a precise stop even with heavy doors | Advantouch system to configure parameters and manage radio transmitters | Number of maneuvers | Programming access password | Maintenance warning



DA.2S

Electronic board that allows synchronised movement of 2 automation devices (opposed sliding gates).





CP.BISON OTI L



APPLICATION

1 actuator for sliding gates, series BISON35 OTI L

CONTROL UNIT POWER SUPPLY

230 Vac

MOTORS POWER SUPPLY

230 Vac 750W three phase with inverter

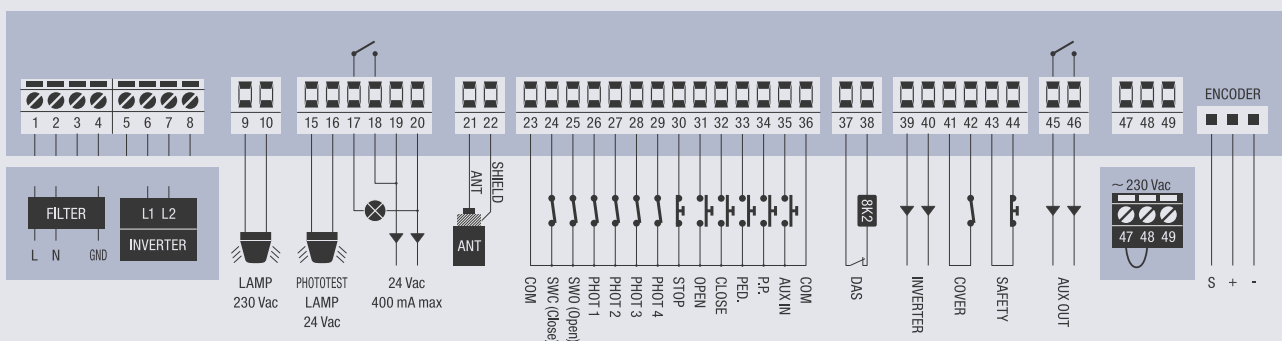
MAIN FUNCTIONS

Integrated LCD display | Integrated 433.92 MHz 64-code radio receiver with 3 encoding systems (Advanced Rolling Code, Rolling Code, Fixed Code) | Removable terminal boards | Automatic, semi-automatic and deadman's logic | Encoder input to detect obstacles | Motor limit switch inputs | Open, close, pedestrian, step by step and stop inputs | Inputs for 4 pairs of photocells (programmable as active in opening-closing and in closing phases) and equipped with PHOTO TEST logic | Input for N.C or 8K2 sensitive edge | Input for safety sensor | Predesigned for inverter connection | Output for gate open indicator | Output configurable for service light, area light or second radio channel | Photocell testing output | Autosetting of operating parameters | Electronic motor torque adjustment | Adjustable slow-down systems | Electronic braking guarantees a precise stop even with heavy doors | Advantouch system to configure parameters and manage radio transmitters | Number of maneuvers | Programming access password | Maintenance warning



DA.2S

Electronic board that allows synchronised movement of 2 automation devices (opposed sliding gates).





CP.YAK OTI



APPLICATION

1 actuator for sliding gates, series YAK25 OTI

CONTROL UNIT POWER SUPPLY

100/250 Vac – 50/60 Hz

MOTORS POWER SUPPLY

230 Vac 1000W

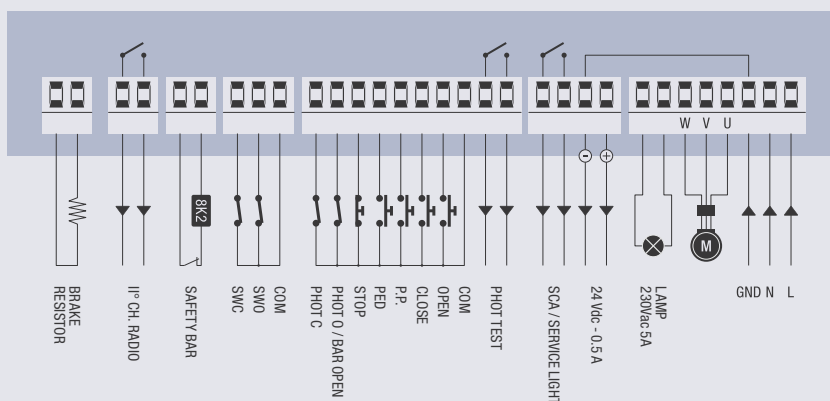
MAIN FUNCTIONS

Integrated LCD display | ONE2.WB model 433.92 MHz radio receiver provided as standard equipment | Removable terminal boards | Automatic, semi-automatic and deadman's logic | Motor limit switch inputs | Step by step, open, close, pedestrian and stop inputs | no. 2 photocell inputs configurable as active in opening-closing or in closing phases | Input for N.C or 8K2 sensitive edge | Input for safety sensor | Output configurable as gate open indicator, service light or area light | Photocell testing output | Second radio channel output | Autosetting of operating parameters | Electronic torque adjustment with automatic calculation for each point in the stroke (STC SYSTEM) | Anti-crushing safety thanks to amperometric obstacle detection | Adjustable slow-downs | Advantouch system to configure parameters and manage radio transmitters | Integrated inverter | Virtual encoder | Number of maneuvers | Programming access password | Maintenance warning



DA.2S

Electronic board that allows synchronised movement of 2 automation devices (opposed sliding gates).





CP.ZED-AUTR



APPLICATION

1 or 2 actuators series ZED.RIE, ZED.LRIE

CONTROL UNIT POWER SUPPLY

230 Vac

MOTORS POWER SUPPLY

230 Vac 300W + 300W

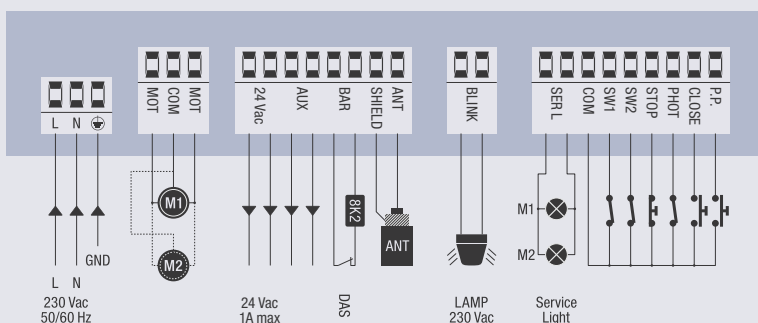
MAIN FUNCTIONS

Integrated LCD display | Integrated 433.92 MHz 64-code radio receiver with ARC | Removable terminal boards | Automatic, semi-automatic and deadman's logic | Encoder input to detect obstacles | Separate limit switch inputs for each motor | Close, step by step and stop inputs | Input for N.C or 8K2 sensitive edge | Photocell input programmable as active in opening-closing or in closing phases | Outputs for 24 VDC service light | Autosetting of operating parameters (with ZED series motors equipped with encoder) | Electromechanical torque adjustment on 4 levels | Autosetting of operation and slow-down parameters | Adjustable slow-downs | Advantouch system to configure parameters and manage radio transmitters | Number of maneuvers | Programming access password | Maintenance warning



MAG.E

Magnetic sensor device to detect obstacles and manage deceleration.





UP.VN

APPLICATION

1 actuator for industrial doors,
series VN.M20 UP, VN.M40 UP, VN.S20 UP, VN.S40 UP

CONTROL UNIT POWER SUPPLY

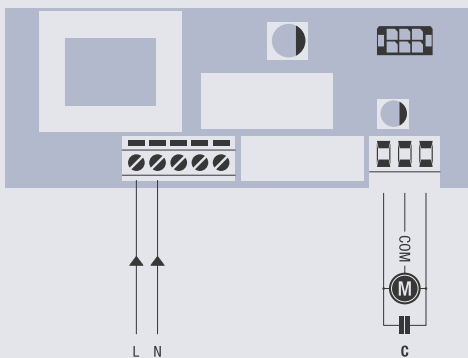
230 Vac - 50/60 Hz

MOTORS POWER SUPPLY

230 Vac 1500W max

MAIN FUNCTIONS

Deadaman's operating logic | Removable terminal boards |
Separate inputs for OPEN and CLOSE commands in very low
safety voltage 12 VDC | Inputs diagnostics through LED





CP.BN



APPLICATION

2 actuators for BEN series swing gates

CONTROL UNIT POWER SUPPLY

230 Vac – 50/60 Hz

MOTORS POWER SUPPLY

24 Vdc 50W + 50W

MAIN FUNCTIONS

Integrated LCD display | Integrated 433.92 MHz 64-code radio receiver with 3 encoding systems (Advanced Rolling Code, Rolling Code, Fixed Code) | Removable terminal boards | Automatic and semi-automatic logic | Pedestrian, step by step and stop inputs | Separate photocell inputs in opening-closing and in closing phases | Step by step input can be configured as open | Pedestrian input can be configured as close | Output configurable as gate open indicator, service light or second radio channel | Autosetting of operating parameters | Separate electronic torque adjustment for each motor | Anti-crushing safety thanks to amperometric detection | Separate adjustable slow-downs for each motor | Advantouch system to configure parameters and manage radio transmitters | Number of maneuvers



DU.V96

12 Vac/dc vertical electric lock, supplied with counterplate. Permits internal/external release.

DU.V90

12 Vac/dc horizontal electric lock, supplied with counterplate. Permits internal/external release.

DU.9990

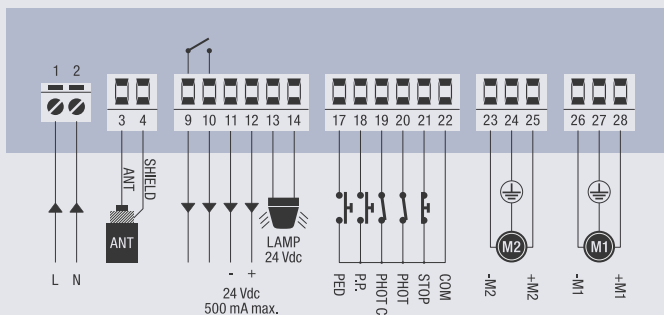
Covering plate for DU.V90.

L.BY

Control board for electric lock 12/24 Vdc.

BN.CB

Accessory with BN.24V battery charger, 1.2 Ah batteries and support bracket.





CP.MBY24



APPLICATION

1 or 2 actuators for MBE24 series swing gates

CONTROL UNIT POWER SUPPLY

230 Vac

MOTORS POWER SUPPLY

24 Vdc 90W + 90W

MAIN FUNCTIONS

Integrated LCD display | Integrated 433.92 MHz 64-code radio receiver with 3 encoding systems (Advanced Rolling Code, Rolling Code, Fixed Code) | Removable terminal boards | Automatic, semi-automatic and deadman's logic | Separate limit switch inputs for each motor | Pedestrian, step by step, open, close and stop inputs | Separate photocell inputs in opening-closing and photocell active in closing phases | Input for N.C or 8K2 sensitive edge | Output for electric lock 12 VDC | Output for configuration as gate open indicator or photocell testing | Output configurable as second radio channel or service light | Autosetting of operating parameters | Separate electronic torque adjustment for each motor | Anti-crushing safety thanks to amperometric detection | Separate adjustable slow-downs for each motor | Advantouch system to configure parameters and manage radio transmitters | Number of maneuvers | Programming access password | Maintenance warning



DU.V96

12 Vac/dc vertical electric lock, supplied with counterplate. Permits internal/external release.



DU.V90

12 Vac/dc horizontal electric lock, supplied with counterplate. Permits internal/external release.



DU.9990

Covering plate for DU.V90.



CBY.24V

Battery charger card. The CBY.24V card allows charging two different types of nickel metalhydrate and lead batteries.



DA.BT2

2.1Ah 12 Vdc Battery.

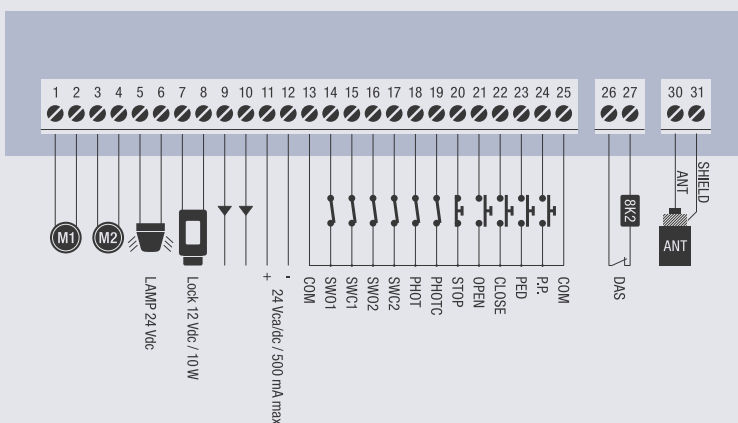
DA.BT6

7Ah 12 Vdc Battery.



LB

Standard box for control units. Protection level IP55. (290 x 220 x 118 mm).





CP.PONY



APPLICATION

1 actuator for sliding gates, series PONY

CONTROL UNIT POWER SUPPLY

230 Vac

MOTORS POWER SUPPLY

24 Vdc 80W

MAIN FUNCTIONS

Integrated LCD display | Integrated 433.92 MHz 64-code radio receiver with 3 encoding systems (Advanced Rolling Code, Rolling Code, Fixed Code) | Integrated ESA SYSTEM for energy savings | Coloured fixed terminal boards | Automatic and semi-automatic logic | Motor limit switch inputs | Step by step and stop inputs | Programmable photocell inputs active in opening-closing or only in closing phases | Photocell testing | Autosetting of operation parameters | Electronic torque adjustment | Anti-crushing safety thanks to amperometric detection | Adjustable slow-downs | Option of setting pedestrian opening from radio transmitters



DA.2S

Electronic board that allows synchronised movement of 2 automation devices (opposed sliding gates).



CBY.24V

Battery charger card. The CBY.24V card allows charging two different types of nickel metalidrate and lead batteries.



DA.BT2

2,1Ah 12 Vdc Battery.

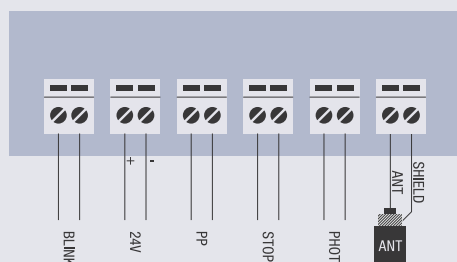
DA.BT6

7Ah 12 Vdc Battery.



LB

Standard box for control units. Protection level IP55. (290 x 220 x 118 mm).





CP.B24ESA



APPLICATION

1 actuator for sliding gates, series BULL424ESA and BULL624ESA

CONTROL UNIT POWER SUPPLY

230 Vac

MOTORS POWER SUPPLY

24 Vdc 80W

MAIN FUNCTIONS

Integrated LCD display | Integrated 433.92 MHz 64-code radio receiver with 3 encoding systems (Advanced Rolling Code, Rolling Code, Fixed Code) | Integrated ESA SYSTEM for energy savings | Removable terminal boards | Automatic, semi-automatic and deadman's logic | Motor limit switch inputs | Separate photocell inputs in opening-closing and photocell active in closing phases | Pedestrian, step by step and stop inputs | Input for N.C or 8K2 sensitive edge | Two outputs for configuration as gate open indicator, service light, second radio channel or area light | Photocell testing | Autosetting of operating parameters | Electronic torque adjustment with automatic calculation for each point in the stroke (STC SYSTEM) | Anti-crushing safety thanks to amperometric detection and encoder management | Adjustable slow-downs | Advantouch system to configure parameters and manage radio transmitters | Number of maneuvers | Programming access password | Maintenance warning



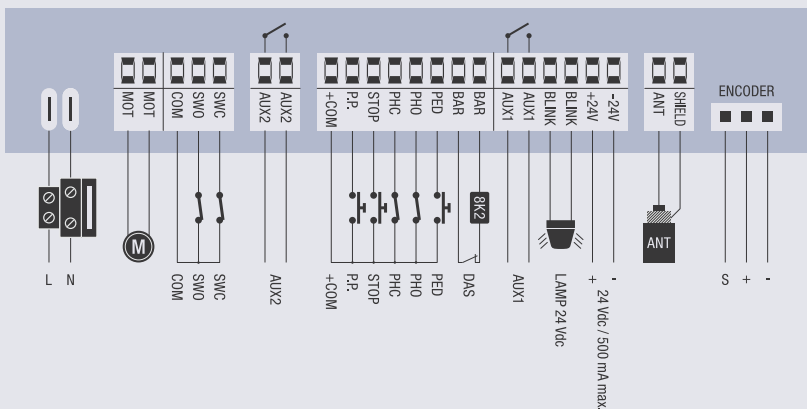
DA.2S

Electronic board that allows synchronised movement of 2 automation devices (opposed sliding gates).



BULL24.CBY

Accessory with CBY,24V battery charger, 1.2 Ah batteries and support bracket.





CP.B24 TURBO



APPLICATION

1 actuator for sliding gates, series BULL624/1224 TURBO

CONTROL UNIT POWER SUPPLY

115 or 230 Vac (selectable) 50/60Hz

MOTORS POWER SUPPLY

24 Vdc 400W

MAIN FUNCTIONS

Integrated LCD display | Integrated 433.92 MHz 512-code radio receiver with ARC coding | Removable terminal boards | Automatic, semi-automatic and deadman's logic | Motor limit switch inputs | Step by step, open, close and stop inputs | Photocell input (PHO) configurable as active in opening-closing or only in closing phases | Photocell input (PHC) active both in opening and closing phases | Input for N.C or 8K2 sensitive edge | Input for safety sensor | OPEN input configurable as pedestrian | Two outputs configurable as gate open indicator, second radio channel of the incorporated receiver, service light, photocell testing | Predesigned for the operation of opposed sliding gates through SIS synchronisation board (optional) | Predesigned for KNX connection through X.BE board (optional) | Autosetting of operating parameters | Electronic torque adjustment with automatic calculation for each point in the stroke (STC SYSTEM) | Anti-crushing safety thanks to amperometric obstacle detection | Virtual encoder | Adjustable slow-downs | Advantouch system to configure parameters and manage radio transmitters | Number of maneuvers | Programming access password | Maintenance warning | **Integrated battery charger, compatible with battery models DA.BT2/DA.BT6**



SIS

Quick connection electronic board that allows synchronised movement of 2 automation devices (opposed sliding gates). One board for each motor is necessary.

BULL624T.CB

Kit comprising 5 cables and 5 brackets for battery installation and operation even in the event of a power failure.

BULL1224T.CB

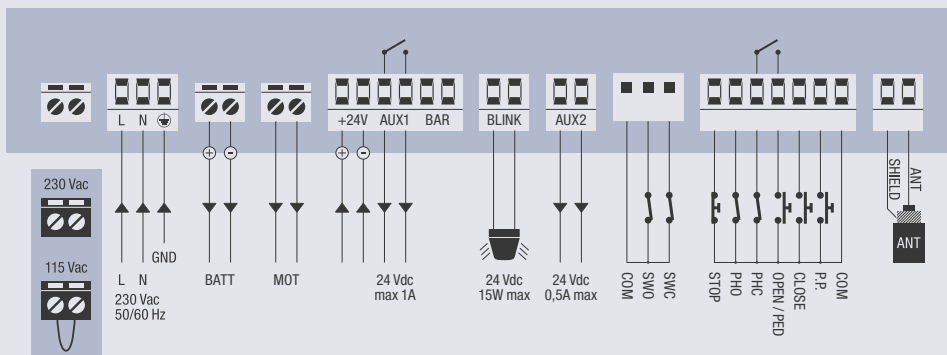
Kit comprising 5 cables and 5 brackets for battery installation and operation even in the event of a power failure.

DA.BT2

2.1Ah 12 Vdc Battery.

DA.BT6

7Ah 12 Vdc Battery.





CP.B1524



APPLICATION

1 actuator for sliding gates, series BULL1524

CONTROL UNIT POWER SUPPLY

100/250 Vac – 50/60 Hz

MOTORS POWER SUPPLY

24 Vdc 220W

MAIN FUNCTIONS

Integrated LCD display | Integrated 433.92 MHz 2048-code radio receiver with ARC coding | Removable terminal boards | Automatic, semi-automatic and deadman's logic | Motor limit switch inputs | Step by step, pedestrian and stop inputs | Photocell input (PHOT O) configurable as active in opening-closing or only in closing phases | Photocell input (PHOT C) active both in opening and closing phases | Input for N.C or 8K2 sensitive edge | Step by step input configurable as open | Pedestrian input configurable as close | Two outputs configurable as gate open indicator, second radio channel of the incorporated receiver, service light, photocell testing | Predesigned for the operation of opposed sliding gates through SIS synchronisation board (optional) | Autosetting of operating parameters | Electronic torque adjustment | Anti-crushing safety thanks to amperometric detection | Electronic torque adjustment with automatic calculation for each point in the stroke (STC SYSTEM) | Adjustable slow-downs | Advantouch system to configure parameters and manage radio transmitters | Virtual encoder | Number of maneuvers | Programming access password | Maintenance warning | **Integrated battery charger, compatible with battery models DA.BT2/DA.BT6**



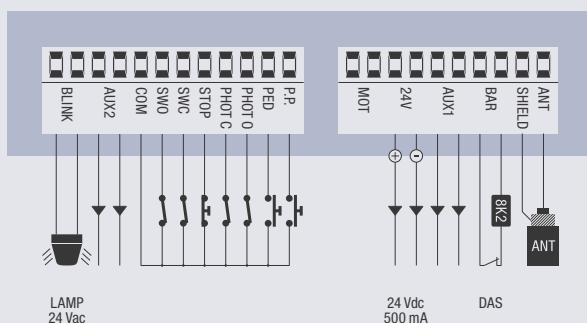
SIS

Quick connection electronic board that allows synchronised movement of 2 automation devices (opposed sliding gates). One board for each motor is necessary.



BULL1524.CB

Accessory equipped with 1.2 Ah batteries and support bracket.





CP.ZED24



APPLICATION

1 or 2 actuators series ZED24.RI

CONTROL UNIT POWER SUPPLY

230 Vac

MOTORS POWER SUPPLY

24 Vdc 80W + 80W

MAIN FUNCTIONS

Parameter and operation logic regulations through trimmers and dip-switches | Integrated 433.92 MHz 64-code radio receiver with ARC coding | Removable terminal boards | Automatic and semi-automatic logic | Motor limit switch inputs | Inputs for open, close, stop, step by step and photocell | Input for N.C or 8K2 sensitive edge | Output for service light 24 VAC/DC | Electronic torque adjustment | Anti-crushing safety thanks to amperometric detection | Fixed slow-downs | Advantouch system to manage radio transmitters memorised on integrated receiver



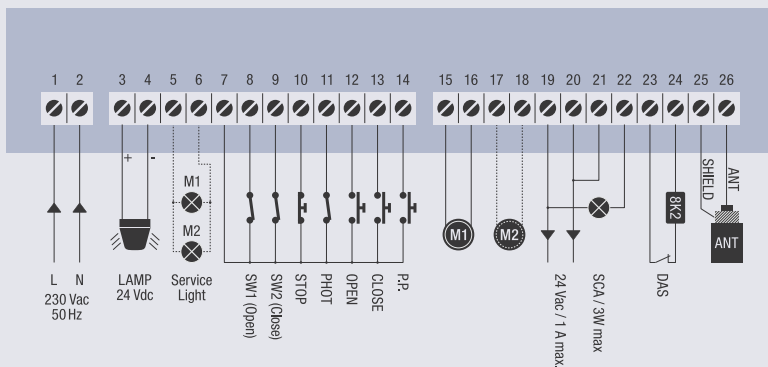
CBY.24V
Battery charger card. The CBY.24V card allows charging two different types of nickel metalhydrate and lead batteries.



DA.BT2
2.1Ah 12 Vdc Battery.
DA.BT6
7Ah 12 Vdc Battery.



LB
Standard box for control units. Protection level IP55. (290 x 220 x 118 mm).





CP.J3M



APPLICATION

1 actuator series JM.3

CONTROL UNIT POWER SUPPLY

230 Vac

MOTORS POWER SUPPLY

24 Vdc 80W

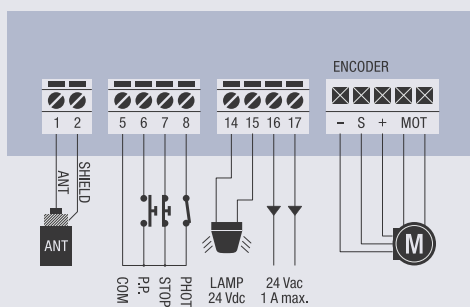
MAIN FUNCTIONS

Parameter and operation logic regulations through trimmers and dip-switches | Integrated 433.92 MHz 64-code radio receiver with 3 encoding systems (Advanced Rolling Code, Rolling Code, Fixed Code) | Fixed terminal boards | Automatic and semi-automatic logic | Step by step, stop and photocell inputs | Integrated courtesy light | Electronic torque adjustment | Electronic setting of the limit switch positions in open and closed phases | Anti-crushing safety with amperometric system and encoder management | Electronic regulation on 4 levels of residual tension of the belt at the end of the maneuver | Fixed slow-downs | Advantouch system to configure parameters and manage radio transmitters



JM.CBY

Accessory with CBY.24V battery charger, 1.2 Ah batteries and support bracket.





CP.J4ESA



APPLICATION

1 actuator series JM.3ESA, JM.4ESA

CONTROL UNIT POWER SUPPLY

230 Vac

MOTORS POWER SUPPLY

24 Vdc 150W

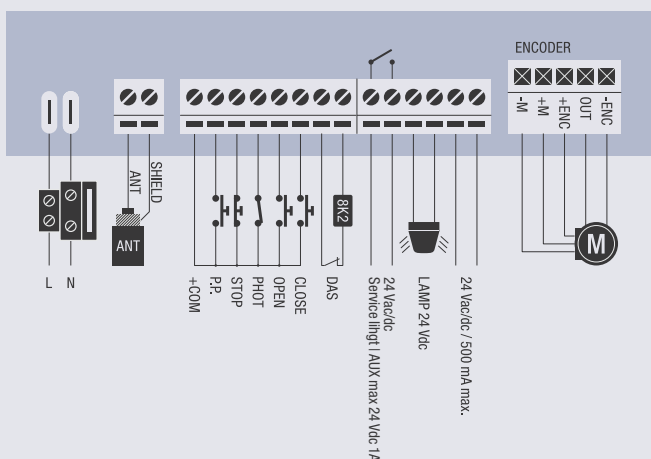
MAIN FUNCTIONS

Integrated LCD display | Integrated 433.92 MHz 64-code radio receiver with 3 encoding systems (Advanced Rolling Code, Rolling Code, Fixed Code) | Integrated ESA SYSTEM for energy savings | Fixed terminal boards | Automatic and semi-automatic logic | Step by step, open, close, stop and photocell inputs | Input for N.C or 8K2 sensitive edge | Output for configuration as gate open indicator, service light, second radio channel or area light | Photocell testing | Autosetting of operating parameters | Electronic torque adjustment with automatic calculation for each point in the stroke (STC SYSTEM) | Anti-crushing safety thanks to amperometric detection and encoder management | Possibility of setting a slower starting speed for 2 seconds (SOFT START) | Adjustable slow-downs | Advantouch system to configure parameters and manage radio transmitters | Number of maneuvers | Programming access password | Maintenance warning



JM.CBY

Accessory with CBY.24V battery charger, 1.2 Ah batteries and support bracket.





CP.JT



APPLICATION

1 actuator series JM.3ESA TURBO

CONTROL UNIT POWER SUPPLY

230 Vac

MOTORS POWER SUPPLY

24 Vdc 150W

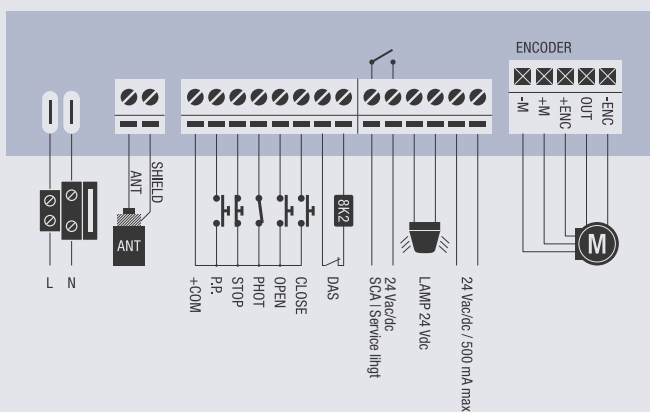
MAIN FUNCTIONS

Integrated LCD display | Integrated 433.92 MHz 64-code radio receiver with 3 encoding systems (Advanced Rolling Code, Rolling Code, Fixed Code) | Integrated ESA SYSTEM for energy savings | Fixed terminal boards | Automatic and semi-automatic logic | Step by step, open, close, stop and photocell inputs | Input for N.C or 8K2 sensitive edge | Output for configuration as gate open indicator, service light, second radio channel or area light | Photocell testing | Autosetting of operating parameters | Electronic torque adjustment with automatic calculation for each point in the stroke (STC SYSTEM) | Anti-crushing safety thanks to amperometric detection and encoder management | Possibility of setting a slower starting speed for 2 seconds (SOFT START) | Adjustable slow-downs | Advantouch system to configure parameters and manage radio transmitters | Number of maneuvers | Programming access password | Maintenance warning



JM.CBY

Accessory with CBY.24V battery charger, 1.2 Ah batteries and support bracket.





CP.EVA



APPLICATION

1 road barrier series EVA.5, EVA.7, EVA.8

CONTROL UNIT POWER SUPPLY

100/250 Vac – 50/60 Hz

MOTORS POWER SUPPLY

24 Vdc 220W

MAIN FUNCTIONS

Integrated LCD display | Integrated 433.92 MHz 64-code radio receiver with 3 encoding systems (Advanced Rolling Code, Rolling Code, Fixed Code) | Absolute encoder management | Removable terminal boards | Automatic, semi-automatic and deadman's logic | Motor limit switch inputs | Open, close, step by step, photocell and stop inputs | Output for EVA.L accessory, integrated LED on arm | Output configurable as open barrier indicator light, second radio channel of incorporated receiver, arm light, service light, photocell test or maintenance indicator | Predesigned for the operation of opposed barriers with SIS synchronisation board (optional) | Autosetting of operation parameters | Electronic torque adjustment with automatic calculation for each point in the stroke (STC SYSTEM) | Anti-crushing safety thanks to amperometric obstacle detection | Adjustable slow-downs | Number of maneuvers | Programming access password | Maintenance warning | **Integrated battery charger, compatible with battery models DA.BT2/DA.BT6**



SIS

Quick connection electronic board that allows synchronised movement of 2 automation devices (opposed barriers). One board for each motor is necessary.

DA.2S

Electronic board that allows synchronised movement of 2 automation devices (opposed barriers).

DA.BT2

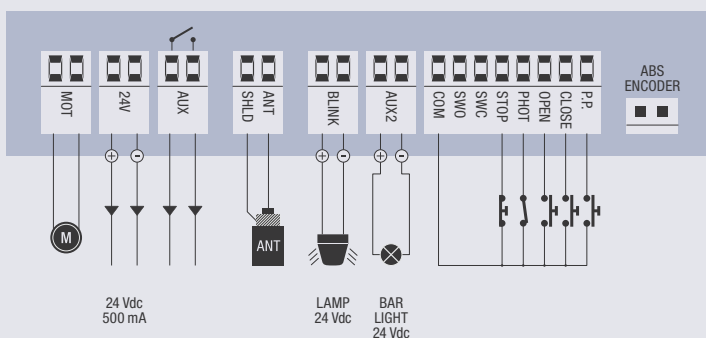
2,1Ah 12 Vdc Battery.

DA.BT6

7Ah 12 Vdc Battery.

EVA.SUP

Support for EVA internal accessories.





CP.LADY



APPLICATION

1 road barrier series LADY, LADY.5

CONTROL UNIT POWER SUPPLY

100/250 Vac – 50/60 Hz

MOTORS POWER SUPPLY

24 Vdc 220W

MAIN FUNCTIONS

Integrated LCD display | Integrated 433.92 MHz 64-code radio receiver with 3 encoding systems (Advanced Rolling Code, Rolling Code, Fixed Code) | Removable terminal boards | Automatic, semi-automatic and deadman's logic | Motor limit switch inputs | Open, close, step by step, pedestrian and stop inputs | Output for LADY.L accessory, LED integrated on arm | Output configurable as open barrier indicator light, second radio channel of incorporated receiver, arm light, service light, photocell test or maintenance indicator | Predesigned for the operation of opposed barriers with SIS synchronisation board (optional) | Autosetting of operation parameters | Anti-crushing safety thanks to amperometric obstacle detection | Adjustable slow-downs | Number of maneuvers | Programming access password | Maintenance warning | **Integrated battery charger, compatible with battery models DA.BT2/DA.BT6**



SIS

Quick connection electronic board that allows synchronised movement of 2 automation devices (opposed barriers). One board for each motor is necessary.



DA.2S

Electronic board that allows synchronised movement of 2 automation devices (opposed barriers).

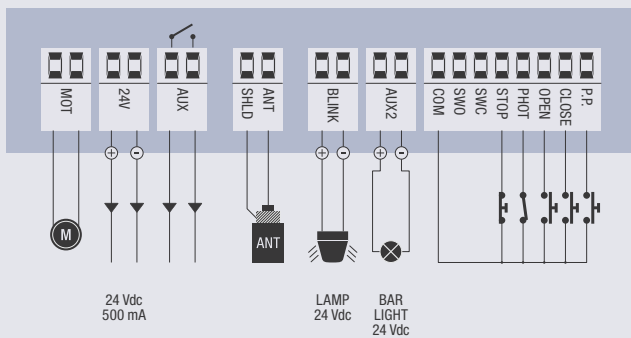


DA.BT2

2.1Ah 12 Vdc Battery.

DA.BT6

7Ah 12 Vdc Battery.





DA.24V

APPLICATION

1 road barrier series VE.650

CONTROL UNIT POWER SUPPLY

230 Vac

MOTORS POWER SUPPLY

24 Vdc 160W

MAIN FUNCTIONS

Parameter and operation logic regulations through trimmers and dip-switches | Predesigned for plug-in radio receiver | Removable terminal boards | Automatic and semi-automatic logic | Motor limit switch inputs | Inputs for open, close, stop, step by step and photocell | Output for VE.L650 accessory, LED incorporated on the arm | Electronic torque adjustment | Anti-crushing safety thanks to amperometric detection | Adjustable slow-downs



DA.2S

Electronic board that allows synchronised movement of 2 automation devices (opposed sliding gates).



CBY.24V

Battery charger card. The CBY.24V card allows charging two different types of nickel metalhydrate and lead batteries.




DA.BT2

2,1Ah 12 Vdc Battery.

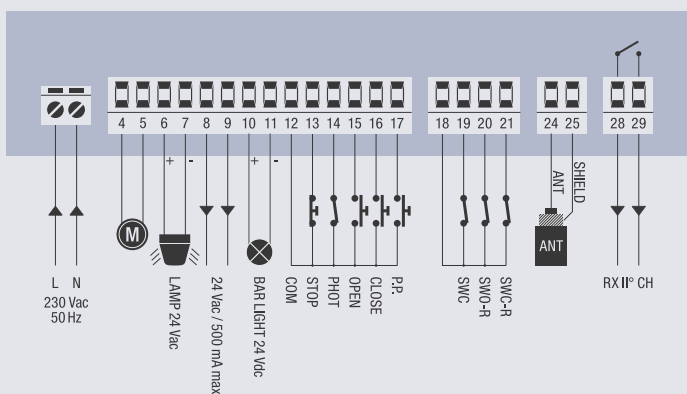
DA.BT6

7Ah 12 Vdc Battery.



ONE.2WI

433.92 MHz receiver with power supply 12±28 VDC / 21±28 VAC, 2 channels with triple coding: Advanced Rolling Code and Rolling Code, plug-in. 512 memorisable codes.





COMPARISON TABLE

INTERNAL CONTROL UNITS

	CP-CORE	CP-BULL8-OM	CP-BULL-RI	CP-BULL20-HE	CP-BULL-OMI	CP-BISON OTI	CP-BISON OTI L	CP-YAK OTI	CP-ZED-AUTR	UP-VN	CP-BN	CP-MBY24	CP-PONY	CP-B24ESA	CP-B24TURBO	CP-B1524	CP-ZED24	CP-J3M	CP-J4ESA	CP-JT	CP-EVA	CP-LADY	DA-24V
CONTROL UNITS FEATURES																							
motors power supply 24 Vdc																							
motors power supply 230 Vac	*	*	*	*	*	*	*	*	*	*													
motors power supply 400 Vac						*																	
INPUTS																							
step by step input	*	*	*	*	*	*	*	*	*		*	*	*	*	*	*	*	*	*	*	*	*	*
open input	*	*	*	*	*	*	*	*	*	*	*	*	*	*	*	*	*	*	*	*	*	*	*
close input	*	*	*	*	*	*	*	*	*	*	*	*	*	*	*	*	*	*	*	*	*	*	*
pedestrian opening input	*	*	*	*	*	*	*	*	*		*	*	*	*	*	*	*	*	*	*	*	*	*
photo cell input in opening phase	*	*	*	*	*	*	*	*	*	*	*	*	*	*	*	*	*	*	*	*	*	*	*
photo cell input in closing phase	*	*	*	*	*	*	*	*	*	*	*	*	*	*	*	*	*	*	*	*	*	*	*
stop input	*	*	*	*	*	*	*	*	*	*	*	*	*	*	*	*	*	*	*	*	*	*	*
conductive safety input	*	*	*	*	*	*	*	*	*	*	*	*	*	*	*	*	*	*	*	*	*	*	*
limit switch input open/close for motor 1	*	*	*	*	*	*	*	*	*	*	*	*	*	*	*	*	*	*	*	*	*	*	*
limit switch input open/close for motor 2												*											
input for safety sensor						*	*	*	*	*					*								
OUTPUTS																							
motor 1 output	*	*	*	*	*	*	*	*	*	*	*	*	*	*	*	*	*	*	*	*	*	*	*
motor 2 output	*	*	*	*	*	*	*	*	*	*	*	*	*	*	*	*	*	*	*	*	*	*	*
flashing light output	*	*	*	*	*	*	*	*	*	*	*	*	*	*	*	*	*	*	*	*	*	*	*
12 Vac electric lock output											*												
auxiliary output for optional electric-lock card											*												
courtesy light output		*	*	*	*	*	*	*	*	*	*	*	*	*	*	*	*	*	*	*	*	*	*
auxiliary output 24 Vac/dc	*	*	*	*	*	*	*	*	*	*	*	*	*	*	*	*	*	*	*	*	*	*	*
gate open indicator	*	*	*	*	*	*	*	*	*	*	*	*	*	*	*	*	*	*	*	*	*	*	*
photo cell power supply output with phototes	*	*	*	*	*	*	*	*	*	*	*	*	*	*	*	*	*	*	*	*	*	*	*
2nd radio channel output	*	*	*	*	*	*	*	*	*	*	*	*	*	*	*	*	*	*	*	*	*	*	*
OPERATING LOGICS																							
"dead man" function	*	*	*	*	*	*	*	*	*	*	*	*	*	*	*	*	*	*	*	*	*	*	*
semi-automatic function	*	*	*	*	*	*	*	*	*	*	*	*	*	*	*	*	*	*	*	*	*	*	*
automatic function	*	*	*	*	*	*	*	*	*	*	*	*	*	*	*	*	*	*	*	*	*	*	*
multi-flat function	*	*	*	*	*	*	*	*	*	*	*	*	*	*	*	*	*	*	*	*	*	*	*
step by step function (open-close-open)	*	*	*	*	*	*	*	*	*	*	*	*	*	*	*	*	*	*	*	*	*	*	*
timer function in opening	*	*	*	*	*	*	*	*	*	*	*	*	*	*	*	*	*	*	*	*	*	*	*
adjustable slowdowns	*	*	*	*	*	*	*	*	*	*	*	*	*	*	*	*	*	*	*	*	*	*	*
fixed slowdowns																*	*						
electronic brake	*	*	*	*	*	*	*	*	*	*	*	*	*	*	*	*	*	*	*	*	*	*	*
pre-warning flashing light	*	*	*	*	*	*	*	*	*	*	*	*	*	*	*	*	*	*	*	*	*	*	*
disable photo cell in opening phase	*	*	*	*	*	*	*	*	*	*	*	*	*	*	*	*	*	*	*	*	*	*	*
close immediately after photo cell	*	*	*	*	*	*	*	*	*	*	*	*	*	*	*	*	*	*	*	*	*	*	*
maintaining hydraulic motor pressure											*									*	*	*	*
closing delay motor 1											*	*											
opening delay motor 2											*	*											
ADJUSTMENTS																							
electromechanical adjustment force									*														
electronic adjustment force	*	*	*	*	*	*	*	*	*	*	*	*	*	*	*	*	*	*	*	*	*	*	*
speed adjustment	*	*	*	*	*	*	*	*	*	*	*	*	*	*	*	*	*	*	*	*	*	*	*
self adjustment of working parameters	*	*	*	*	*	*	*	*	*	*	*	*	*	*	*	*	*	*	*	*	*	*	*
parameters adjustment through potentiometer	*																*	*					*
parameters adjustment through LCD display	*	*	*	*	*	*	*	*	*	*	*	*	*	*	*	*	*	*	*	*	*	*	*
OTHER CHARACTERISTICS																							
diagnostic LEDs	*									*						*	*						*
433.92 MHz receiver with Rolling Code	*	*	*	*	*	*	*	*	*	*	*	*	*	*	*	*	*	*	*	*	*	*	*
433.92 MHz receiver with triple encoding	*	*	*	*	*	*	*	*	*	*	*	*	*	*	*	*	*	*	*	*	*	*	*
433.92 MHz receiver only with ARC encoding				*	*	*	*	*	*	*	*	*	*	*	*	*	*	*	*	*	*	*	*
parameters adjustment through LCD display	*	*	*	*	*	*	*	*	*	*	*	*	*	*	*	*	*	*	*	*	*	*	*
cycles counter	*	*	*	*	*	*	*	*	*	*	*	*	*	*	*	*	*	*	*	*	*	*	*
back up system											*	*	*	*	*	*	*	*	*	*	*	*	*
encoder management	*	*	*	*	*	*	*	*	*	*	*	*	*	*	*	*	*	*	*	*	*	*	*
inverter management				*	*	*	*	*	*	*													
KNX interface management															*								
built-in ESA, Energy Saving System												*	*						*	*			
maintenance warning	*	*	*	*	*	*	*	*	*	*	*	*	*	*	*	*	*	*	*	*	*	*	*
programming enabled by password	*	*	*	*	*	*	*	*	*	*	*	*	*	*	*	*	*	*	*	*	*	*	*
built-in battery charger											*	*			*	*					*	*	*



ACCESSORIES



BN.24V
Battery charger card for CP.BN.



DA.RB
Battery charger card for DA.S04.



CBY.24V
Battery charger card. The CBY.24V card allows charging two different types of nickel metalidrate and lead batteries.



DA.BT2
2.1Ah 12 Vdc Battery.



DA.BT6
7Ah 12 Vdc Battery.



DA.BT18
18 Ah 12 Vdc Battery.



SB
Plastic box for small control unit.



HB
Box for HEADY/HEADY24. Protection level IP55.



LB
Standard box for control units. Protection level IP55.



KPO
Set of 2 green push buttons (N.O.) and front cover for Box LB.



KPC
Set of 2 push buttons (green-N.O. and red-N.C.) and front cover for box LB.



DA.LB
Galvanized column for outdoor installation of LB box. **Packaging: 2 pcs.**



XLB
Box for industrial control units. Protection rating IP55.



XLB.L
Flashing light with 24 VDC power supply. Option of mounting in the XLB box or externally. Intermittent or fixed signal lighting can be selected. Requires antenna.



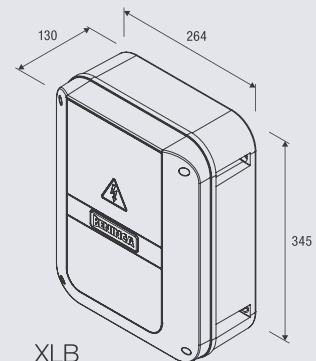
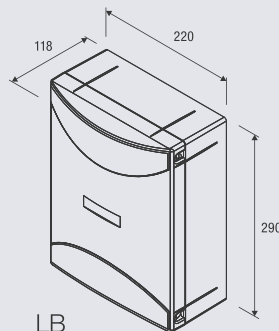
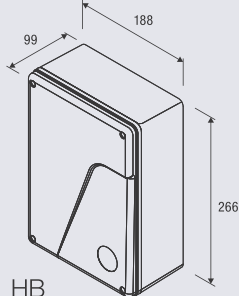
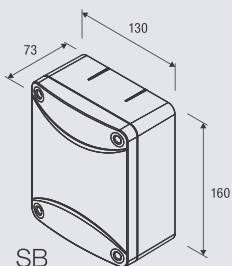
SC.RD
Board no. 4 relays for control unit inputs support/decoupling. For use in the event of very long connections (i.e. buttons in house).



AWO
433.92 MHz antenna for external installation with IP54 box, fitted with shielded RG58 5 m cable.

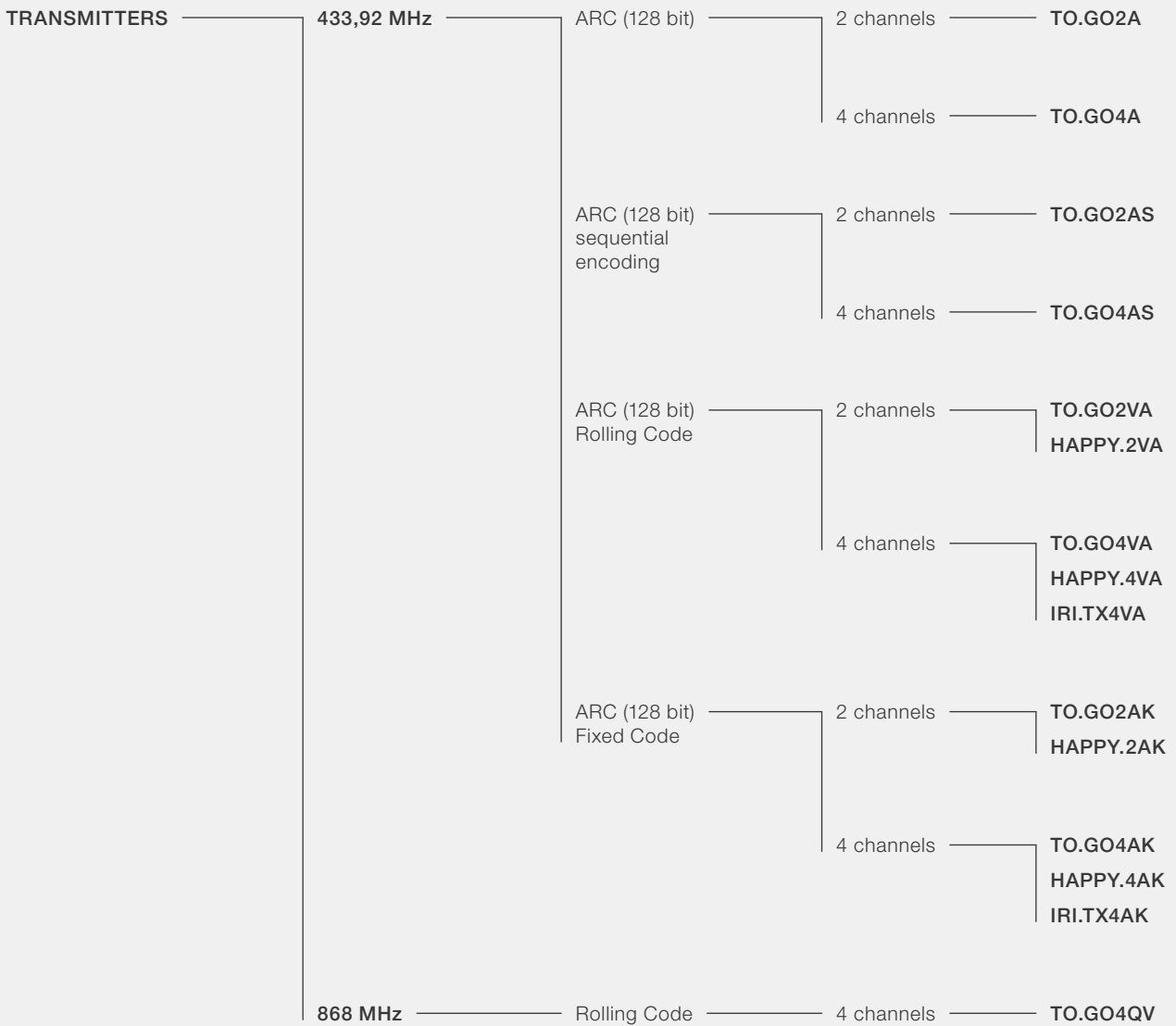



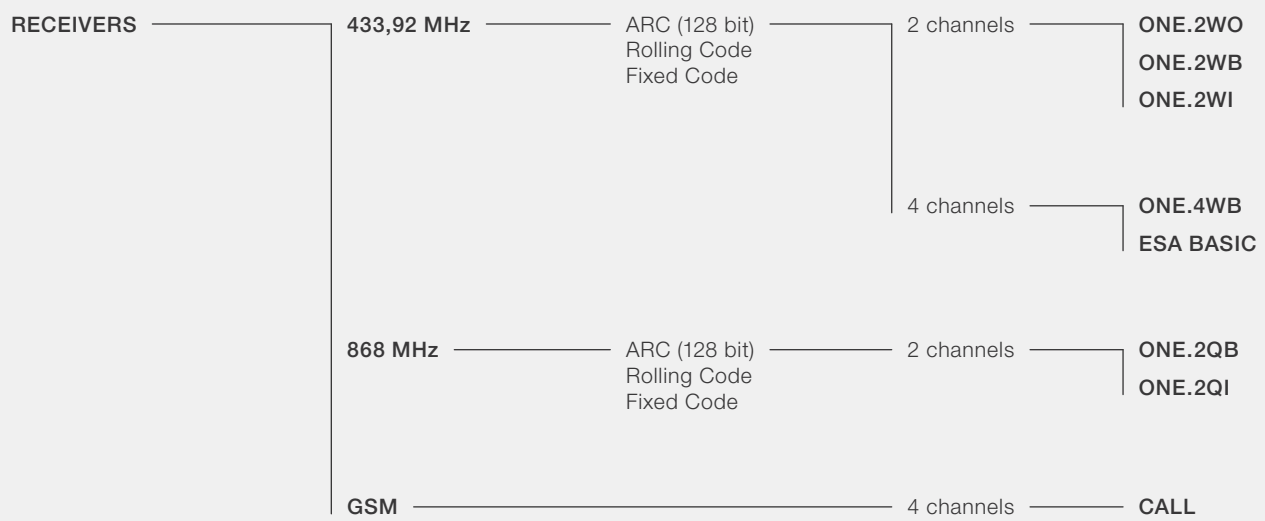
AW
433.92 MHz stylus antenna for external installation, equipped with a shielded 3m RG58 cable.





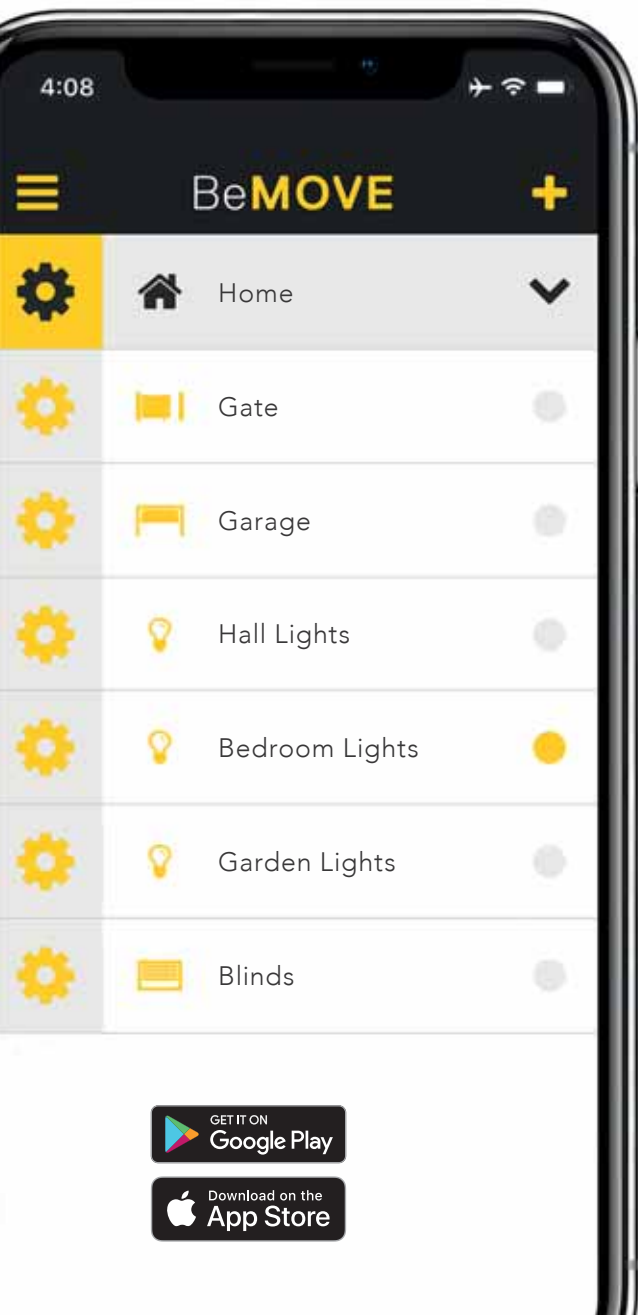
ELECTRONIC COMMAND & CONTROL







SMART HOME

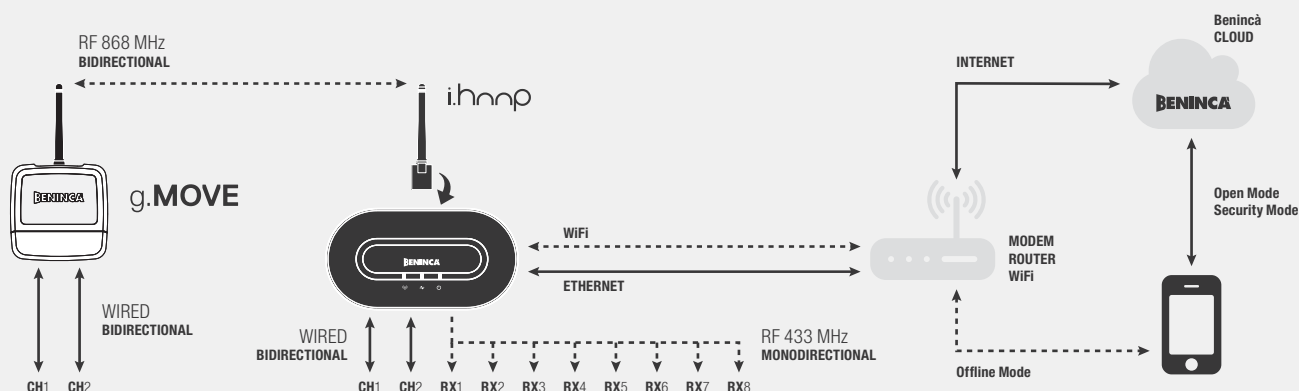


BeMOVE

- Application for iOS /Android tablet and Smartphone for managing automations and devices remotely through the dialogue with a central gateway (HOOP)
- Quick and easy configuration of the system thanks to the integrated installation guides and step-by-step tutorials
- Possibility to associate the application with different types of radio devices, 433,92 MHz or 868 MHz, for each HOOP gateway
- Remote command of the automations and control of their status by smartphone (“Is the door closed?”, “Is the light off?”)
- Management of automation devices with advanced programming functions: for example, management of planned events, user access by time slot, commanding by GPS positioning of the smartphone and setting scenarios for controlling more than one device
- Possibility to manage and insert several gateways (HOOP) by associating an icon, a specific name for each, different roles and modes of access for each user
- Three user modes are available: OPEN MODE, operation without restrictions; SECURITY MODE, the Master user has the right to manage and set restrictions for Slave users; OFFLINE MODE when there is no Internet connection

BeUP

- Application dedicated to professionals, available for iOS and Android that permits configurations and management of BeMOVE systems
- Offers the possibility to create and manage a personal address book of finished installations
- Consultation of manuals, catalogues and instructions
- Online training with video tutorials





HOOP

- Interface gateway between radio controlled devices and the BeMOVE application
- HOOP has a modern linear design that allows it to integrate perfectly in every location, also due to three different types of installation (setting on the product bottom, on the side or wall mounting)
- Radio transmissions on a frequency of 433.92 MHz (mono-directional) with 8 channels and triple coding: Advanced Rolling Code, Rolling Code and Fixed Code
- Radio transmissions on a frequency of 868 MHz (bi-directional) possible with i.HOOP plug-in transceiver (accessory)
- Connection to router possible through integrated WiFi module or Ethernet port
- 3 warning LED lights to show the presence of power, WiFi or Ethernet connection and radio signal (RGB)
- HOOP is predesigned for direct wiring to the automation control unit through 2 relay outputs 250V 5A and 2 inputs (clean contacts)
- It is possible to manage up to 64 868 MHz g.MOVE devices, 8 433.92 MHz devices and 2 wired devices
- Power supply included




i.HOOP

- 868 MHz transceiver module to install on the central gateway HOOP
- Permits bi-directional communication with automation devices for remote control of status



g.MOVE

- 868 MHz transceiver for installation on automation devices or other devices that can be operated through a voltage free contact (lights, irrigation systems, air conditioning systems, etc)
- Permits remote command and control (status feedback) of connected devices
- Equipped with two voltage free command inputs and two 230V 5A relay outputs (resistive load)
- 12 or 24 V AC/DC power supply



Training

Guide to configure a HOOP gateway or a g.MOVE module. Watch the video.



ONE.2WO

433.92 MHz receiver with power supply 12±28 VDC / 21±28 VAC, 2 channels with triple coding: Advanced Rolling Code, Rolling Code and Fixed Code, with outdoor IP54 box. 512 memorisable codes.



ONE.2WB

433.92 MHz receiver with power supply 12±28 VDC / 21±28 VAC, 2 channels with triple coding: Advanced Rolling Code and Rolling Code, in box. 512 memorisable codes.



ONE.2WI

433.92 MHz receiver with power supply 12±28 VDC / 21±28 VAC, 2 channels with triple coding: Advanced Rolling Code and Rolling Code, plug-in. 512 memorisable codes.



ONE.4WB

4-channel receiver with full-range power supply (115-230 VAC/DC) and triple coding: Advanced Rolling Code, Rolling Code and Fixed Code, with outdoor IP54 box. 512 memorisable codes.



TO.GO A




ADVANCED ROLLING CODE TRANSMITTERS

2 and 4 channels



Configuration and list of available channels:

	CH1		CH5
	CH2		CH6
	CH3		CH7
	CH4		CH8
	hidden button		CH9



Training

Guide to memorisation of a TO.GO transmitter in a receiver or control unit. Watch the video.

- 2 or 4-channel transmitter of the TO.GO series with Advanced Rolling Code
- The new ARC coding guarantees maximum security due to the length of the transmitted code (128 bit) and the high number of possible combinations
- The TO.GO4A model allows users to set up to 9 channels, thanks to the option of activating the command by simultaneously pressing two buttons chosen by the user. This function allows avoiding accidental openings caused by pressing a button by mistake and is particularly indicated for use with alarm systems
- Equipped with 12 V battery for long lifespan
- Long range, up to 230 m in a free area
- Car accessory (TO.CLIP) or wall accessory (SMART) available



ONE.2WO

433.92 MHz receiver with power supply 12÷28 VDC / 21÷28 VAC, 2 channels with triple coding: Advanced Rolling Code, Rolling Code and Fixed Code, with outdoor IP54 box. 512 memorisable codes.



ONE.2WB

433.92 MHz receiver with power supply 12÷28 VDC / 21÷28 VAC, 2 channels with triple coding: Advanced Rolling Code and Rolling Code, in box. 512 memorisable codes.



ONE.2WI

433.92 MHz receiver with power supply 12÷28 VDC / 21÷28 VAC, 2 channels with triple coding: Advanced Rolling Code and Rolling Code, plug-in. 512 memorisable codes.



ONE.4WB

4-channel receiver with full-range power supply (115-230 VAC/DC) and triple coding: Advanced Rolling Code, Rolling Code and Fixed Code, with outdoor IP54 box. 512 memorisable codes.



CALL

Four-channel GSM receiver, up to 4 automations control without limits of distance. Makes it possible to use the device by means of a mobile telephone.



MEM2048

Additional memory for up to 2048 codes. For receivers of the ONE series.



TO.GO2A

2-channel transmitter with Advanced Rolling Code.



TO.GO4A

4-channel transmitter with Advanced Rolling Code.



TO.GO2AS

2-channel transmitter with Advanced Rolling Code. Sequential coding for multiple insertions.




TO.GO4AS

4-channel transmitter with Advanced Rolling Code. Sequential coding for multiple insertions.




AWO

433.92 MHz antenna for external installation with IP54 box, fitted with shielded RG58 5 m cable.




RG58 MT5

AWO antenna cable L = 5 m.




AW

433.92 MHz stylus antenna for external installation, equipped with a shielded 3m RG58 cable.



SMART

Cover compatible with TO.GO transmitters for internal wall mounting.



TO.CLIP

Car accessory for TO.GO transmitters.



BT12

12 V Battery, for transmitter. Available in 50 pcs packing.



TO.GO VA



TRANSMITTERS WITH DOUBLE CODING, ADVANCED ROLLING CODE AND ROLLING CODE


2 and 4 channels



Configuration and list of available channels (ARC only):


	CH1		CH5
	CH2		CH6
	CH3		CH7
	CH4		CH8
	hidden button		CH9

- 2 or 4-channel transmitter with double coding, Advanced Rolling Code and Rolling Code.
- The new ARC coding guarantees maximum security due to the length of the transmitted code (128 bit) and the high number of possible combinations
- The transmitter has ARC coding as factory setting. However, it is possible to change the coding by using it in Rolling Code or even in mixed coding (ARC and Rolling Code)
- If using mixed coding, the ARC can be set with the T1/T3 buttons and the Rolling Code with the T2/T4 buttons
- The TO.GO4VA model allows users to set up to 9 channels, thanks to the option of activating the command by simultaneously pressing two buttons chosen by the user. This function allows avoiding accidental openings caused by pressing a button by mistake and is particularly indicated for use with alarm systems
- Equipped with 12 V battery for long lifespan
Long range, up to 230 m in a free area
- Car accessory (TO.CLIP) or wall accessory (SMART) available



Training

Guide to memorisation of a TO.GO transmitter in a receiver or control unit and how to change the code. Watch the video.



ONE.2WO

433.92 MHz receiver with power supply 12÷28 VDC / 21÷28 VAC, 2 channels with triple coding: Advanced Rolling Code, Rolling Code and Fixed Code, with outdoor IP54 box. 512 memorisable codes.



ONE.2WB

433.92 MHz receiver with power supply 12÷28 VDC / 21÷28 VAC, 2 channels with triple coding: Advanced Rolling Code and Rolling Code, in box. 512 memorisable codes.



ONE.2WI

433.92 MHz receiver with power supply 12÷28 VDC / 21÷28 VAC, 2 channels with triple coding: Advanced Rolling Code and Rolling Code, plug-in. 512 memorisable codes.



ONE.4WB

4-channel receiver with full-range power supply (115-230 VAC/DC) and triple coding: Advanced Rolling Code, Rolling Code and Fixed Code, with outdoor IP54 box. 512 memorisable codes.



CALL

Four-channel GSM receiver, up to 4 automations control without limits of distance. Makes it possible to use the device by means of a mobile telephone.



ONE.2QB

Universal 868 MHz receiver, 2 channels, in box. **ONE.2QI**
Universal 868 MHz receiver, 2 channels, plug-in.



TO.GO2VA

2-channel transmitter with Advanced Rolling Code and Rolling Code.



TO.GO4VA

4-channel transmitter with Advanced Rolling Code and Rolling Code.



TO.GO4QV

4-channel 868 MHz transmitter with Rolling Code.



MEM2048

Additional memory for up to 2048 codes. For receivers of the ONE series.



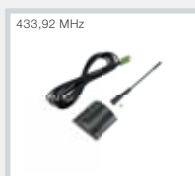
433.92 MHz

AWO

433.92 MHz antenna for external installation with IP54 box, fitted with shielded RG58 5 m cable.

RG58 MT5

AWO antenna cable L = 5 m.



433.92 MHz


AW

433.92 MHz stylus antenna for external installation, equipped with a shielded 3m RG58 cable.



SMART

Cover compatible with TO.GO transmitters for internal wall mounting.



TO.CLIP

Car accessory for TO.GO transmitters.



BT12

12 V Battery, for transmitter. Available in 50 pcs packing.




TO.GO AK

TRANSMITTERS WITH DOUBLE CODING, ADVANCED ROLLING CODE AND FIXED CODE

Compatible with the most common fixed code transmitters

2 and 4 channels



Training

Guide to the procedure of copying fixed codes and enabling ARC codes. Watch the video.

- 2 or 4-channel transmitter with double coding, Advanced Rolling Code and Fixed Code
- The new ARC coding guarantees maximum security due to the length of the transmitted code (128 bit) and the high number of possible combinations
- The transmitter allows expanding the convenience of remote duplication (without having access to the installation), typical of Fixed Codes, even with ARC. TO.GO2/4AK transmitters can become duplicates of fixed code transmitters, but they can also be enabled to operate systems with Advanced Rolling Code
- It is possible to associate each button with different types of coding (Advanced Rolling Code or Fixed Code) independently
- Equipped with 12 V battery for long lifespan
- Long range, up to 230 m in a free area
- Car accessory (TO.CLIP) or wall accessory (SMART) available



ONE.2WO

433.92 MHz receiver with power supply 12÷28 VDC / 21÷28 VAC, 2 channels with triple coding: Advanced Rolling Code, Rolling Code and Fixed Code, with outdoor IP54 box. 512 memorisable codes.



ONE.2WB

433.92 MHz receiver with power supply 12÷28 VDC / 21÷28 VAC, 2 channels with triple coding: Advanced Rolling Code and Rolling Code, in box. 512 memorisable codes.



ONE.2WI

433.92 MHz receiver with power supply 12÷28 VDC / 21÷28 VAC, 2 channels with triple coding: Advanced Rolling Code and Rolling Code, plug-in. 512 memorisable codes.



ONE.4WB

4-channel receiver with full-range power supply (115-230 VAC/DC) and triple coding: Advanced Rolling Code, Rolling Code and Fixed Code, with outdoor IP54 box. 512 memorisable codes.



CALL

Four-channel GSM receiver, up to 4 automations control without limits of distance. Makes it possible to use the device by means of a mobile telephone.



MEM2048

Additional memory for up to 2048 codes. For receivers of the ONE series.



TO.GO2AK

2-channel transmitter with Advanced Rolling Code and Fixed Code.



TO.GO4AK

4-channel transmitter with Advanced Rolling Code and Fixed Code.



AWO

433.92 MHz antenna for external installation with IP54 box, fitted with shielded RG58 5 m cable.



RG58 MT5

AWO antenna cable L = 5 m.




AW

433.92 MHz stylus antenna for external installation, equipped with a shielded 3m RG58 cable.



SMART

Cover compatible with TO.GO transmitters for internal wall mounting.



TO.CLIP

Car accessory for TO.GO transmitters.



BT12

12 V Battery, for transmitter. Available in 50 pcs packing.




HAPPY VA



TRANSMITTERS WITH DOUBLE CODING, ADVANCED ROLLING CODE AND ROLLING CODE

2 and 4 channels



Training

Guide to change coding and the use of mixed coding with HAPPY.VA transmitters. Watch the video.

Configuration and list of available channels (ARC only):


	CH1		CH5
	CH2		CH6
	CH3		CH7
	CH4		CH8
	hidden button		CH9

- 2 or 4-channel transmitter with double coding, Advanced Rolling Code and Rolling Code, with green interchangeable cover with soft lines and essential design
- The new ARC coding guarantees maximum security due to the length of the transmitted code (128 bit) and the high number of possible combinations
- The transmitter has ARC coding as factory setting. However, it is possible to change the coding by using it in Rolling Code or even in mixed coding (ARC and Rolling Code)
- If using mixed coding, the ARC can be set with the T1/T3 buttons and the Rolling Code with the T2/T4 buttons
- The HAPPY.4VA model allows users to set up to 9 channels, thanks to the option of activating the command by simultaneously pressing two buttons chosen by the user. This function allows avoiding accidental openings caused by pressing a button by mistake and is particularly indicated for use with alarm systems
- Covers in three different colours are available as accessories, respectively for the version with 2 or 4 channels (FLIP.2/FLIP.4)
- Easy access to the battery and to the transmitter type, located on the front under the coloured cover



FLIP.2

Package of 2-channel covers for HAPPY transmitters. Contains 10 pieces for each available colour: orange, light blue and yellow. **Package of 30 pcs.**



FLIP.4

Package of 4-channel covers for HAPPY transmitters. Contains 10 pieces for each available colour: orange, light blue and yellow. **Package of 30 pcs.**



ONE.2WO

433.92 MHz receiver with power supply 12÷28 VDC / 21÷28 VAC, 2 channels with triple coding: Advanced Rolling Code, Rolling Code and Fixed Code, with outdoor IP54 box. 512 memorisable codes.



ONE.2WB

433.92 MHz receiver with power supply 12÷28 VDC / 21÷28 VAC, 2 channels with triple coding: Advanced Rolling Code and Rolling Code, in box. 512 memorisable codes.



ONE.2WI

433.92 MHz receiver with power supply 12÷28 VDC / 21÷28 VAC, 2 channels with triple coding: Advanced Rolling Code and Rolling Code, plug-in. 512 memorisable codes.



ONE.4WB

4-channel receiver with full-range power supply (115-230 VAC/DC) and triple coding: Advanced Rolling Code, Rolling Code and Fixed Code, with outdoor IP54 box. 512 memorisable codes.



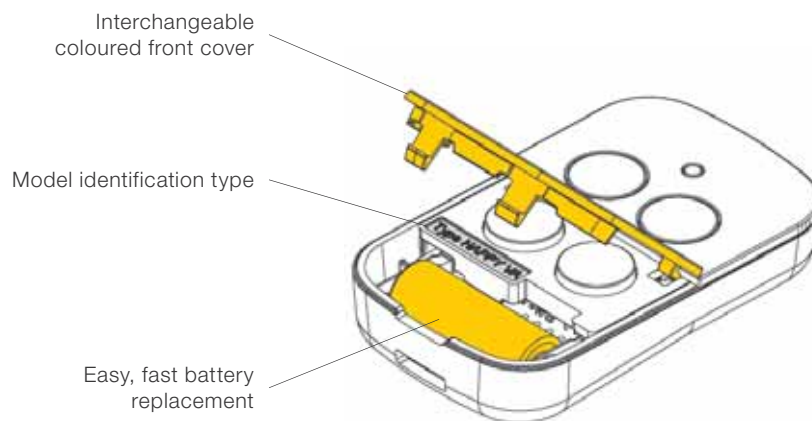
HAPPY.2VA

2-channel transmitter with Advanced Rolling Code and Rolling Code.



HAPPY.4VA

4-channel transmitter with Advanced Rolling Code and Rolling Code.



CALL

Four-channel GSM receiver, up to 4 automations control without limits of distance. Makes it possible to use the device by means of a mobile telephone.



MEM2048

Additional memory for up to 2048 codes. For receivers of the ONE series.




AWO

433.92 MHz antenna for external installation with IP54 box, fitted with shielded RG58 5 m cable.




RG58 MT5

AWO antenna cable L = 5 m.



AW

433.92 MHz stylus antenna for external installation, equipped with a shielded 3m RG58 cable.



BT12

12 V Battery, for transmitter. Available in 50 pcs packing.




HAPPY AK

TRANSMITTERS WITH DOUBLE CODING, ADVANCED ROLLING CODE AND FIXED CODE

Compatible with the most common fixed code transmitters

2 and 4 channels



Training


Guide to the procedure of copying fixed codes and enabling ARC codes. Watch the video.

- 2 or 4-channel transmitter with double coding, Advanced Rolling Code and Fixed Code, with wine-red interchangeable cover with soft lines and essential design
- The new ARC coding guarantees maximum security due to the length of the transmitted code (128 bit) and the high number of possible combinations
- The transmitter allows expanding the convenience of remote duplication (without having access to the installation), typical of Fixed Codes, even with ARC. HAPPY.AK transmitters can become duplicates of fixed code transmitters, but they can also be enabled to operate systems with Advanced Rolling Code
- It is possible to associate each button with different types of coding (Advanced Rolling Code or Fixed Code) independently
- Covers in three different colours are available as accessories, respectively for the version with 2 or 4 channels (FLIP.2/FLIP.4)
- Easy access to the battery and to the transmitter type, located on the front under the coloured cover



FLIP.2

Package of 2-channel covers for HAPPY transmitters. Contains 10 pieces for each available colour: orange, light blue and yellow. **Package of 30 pcs.**



FLIP.4

Package of 4-channel covers for HAPPY transmitters. Contains 10 pieces for each available colour: orange, light blue and yellow. **Package of 30 pcs.**



ONE.2WO

433.92 MHz receiver with power supply 12÷28 VDC / 21÷28 VAC, 2 channels with triple coding: Advanced Rolling Code, Rolling Code and Fixed Code, with outdoor IP54 box. 512 memorisable codes.



ONE.2WB

433.92 MHz receiver with power supply 12÷28 VDC / 21÷28 VAC, 2 channels with triple coding: Advanced Rolling Code and Rolling Code, in box. 512 memorisable codes.



ONE.2WI

433.92 MHz receiver with power supply 12÷28 VDC / 21÷28 VAC, 2 channels with triple coding: Advanced Rolling Code and Rolling Code, plug-in. 512 memorisable codes.



ONE.4WB

4-channel receiver with full-range power supply (115-230 VAC/DC) and triple coding: Advanced Rolling Code, Rolling Code and Fixed Code, with outdoor IP54 box. 512 memorisable codes.



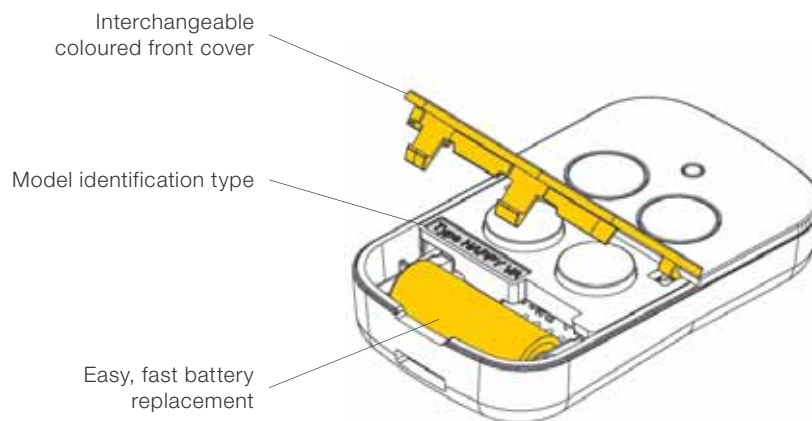
HAPPY.2AK

2-channel transmitter with Advanced Rolling Code and Fixed Code.



HAPPY.4AK

4-channel transmitter with Advanced Rolling Code and Fixed Code.



CALL

Four-channel GSM receiver, up to 4 automations control without limits of distance. Makes it possible to use the device by means of a mobile telephone.




MEM2048

Additional memory for up to 2048 codes. For receivers of the ONE series.




AWO

433.92 MHz antenna for external installation with IP54 box, fitted with shielded RG58 5 m cable.




RG58 MT5

AWO antenna cable L = 5 m.



AW

433.92 MHz stylus antenna for external installation, equipped with a shielded 3m RG58 cable.



BT12

12 V Battery, for transmitter. Available in 50 pcs packing.



IRI.TX



iride
passione italiana


TRANSMITTERS WITH DOUBLE CODING

4 channels



Configuration and list of available channels (IRI.TX4VA, ARC only):

	CH1		CH5
	CH2		CH6
	CH3		CH7
	CH4		CH8
	hidden button		CH9



Training

Guide to the procedure of copying fixed codes, enabling ARC codes and changing coding. Watch the video.

- 4-channel transmitter with an elegant, refined design, made of high quality materials with distinctive finishing
- Front plastic parts have a double finish, which highlights the contrast between glossy and matt, and a metal key ring
- 12 V battery for long lifespan



ONE.2WO

433.92 MHz receiver with power supply 12÷28 VDC / 21÷28 VAC, 2 channels with triple coding: Advanced Rolling Code, Rolling Code and Fixed Code, with outdoor IP54 box. 512 memorisable codes.



ONE.2WB

433.92 MHz receiver with power supply 12÷28 VDC / 21÷28 VAC, 2 channels with triple coding: Advanced Rolling Code and Rolling Code, in box. 512 memorisable codes.



ONE.2WI

433.92 MHz receiver with power supply 12÷28 VDC / 21÷28 VAC, 2 channels with triple coding: Advanced Rolling Code and Rolling Code, plug-in. 512 memorisable codes.



ONE.4WB

4-channel receiver with full-range power supply (115-230 VAC/DC) and triple coding: Advanced Rolling Code, Rolling Code and Fixed Code, with outdoor IP54 box. 512 memorisable codes.



CALL

Four-channel GSM receiver, up to 4 automations control without limits of distance. Makes it possible to use the device by means of a mobile telephone.



MEM2048

Additional memory for up to 2048 codes. For receivers of the ONE series.



IRI.TX4VA

- 4-channel transmitter with double coding, Advanced Rolling Code and Rolling Code
- The new ARC coding guarantees maximum security due to the length of the transmitted code (128 bit) and the high number of possible combinations
- The transmitter has ARC coding as factory setting. However, it is possible to change the coding by using it in Rolling Code or even in mixed coding (ARC and Rolling Code)
- If using mixed coding, the ARC can be set with the T1/T3 buttons and the Rolling Code with the T2/T4 buttons
- The IRI.TX4VA model allows users to set up to 9 channels, thanks to the option of activating the command by simultaneously pressing two buttons chosen by the user. This function allows avoiding accidental openings caused by pressing a button by mistake and is particularly indicated for use with alarm systems



IRI.TX4AK


- 4-channel transmitter with double coding, Advanced Rolling Code and Fixed Code
- The new ARC coding guarantees maximum security due to the length of the transmitted code (128 bit) and the high number of possible combinations
- The transmitter allows expanding the convenience of remote duplication (without having access to the installation), typical of Fixed Codes, even with ARC.
- IRI.TX4AK transmitters can become duplicates of fixed code transmitters, but they can also be enabled to operate systems with Advanced Rolling Code
- It is possible to associate each button with different types of coding (Advanced Rolling Code or Fixed Code) independently
- Compatible with the most common fixed code transmitters




AWO
433.92 MHz antenna for external installation with IP54 box, fitted with shielded RG58 5 m cable.



RG58 MT5
AWO antenna cable L = 5 m.



AW
433.92 MHz stylus antenna for external installation, equipped with a shielded 3m RG58 cable.



BT12
12 V Battery, for transmitter. **Available in 50 pcs packing.**



ONE.2



UNIVERSAL RECEIVERS | 2 CHANNELS

433,92 MHz



ONE.2WO

433.92 MHz receiver with power supply 12÷28 VDC / 21÷28 VAC, 2 channels with triple coding: Advanced Rolling Code, Rolling Code and Fixed Code, with outdoor IP54 box. Encoding learned after first transmission with the transmitter.

433,92 MHz



ONE.2WB

433.92 MHz receiver with power supply 12÷28 VDC / 21÷28 VAC, 2 channels with triple coding: Advanced Rolling Code, Rolling Code and Fixed Code, in box. Encoding learned after first transmission with the transmitter.

433,92 MHz



ONE.2WI

433.92 MHz receiver with power supply 12÷28 VDC / 21÷28 VAC, 2 channels with triple coding: Advanced Rolling Code, Rolling Code and Fixed Code, plug-in. Encoding learned after first transmission with the transmitter.

868 MHz



ONE.2QB

868 MHz receiver with power supply 12÷28 VDC / 21÷28 VAC, 2 channels with triple coding: Advanced Rolling Code, Rolling Code and Fixed Code, in box. Encoding learned after first transmission with the transmitter.

868 MHz



ONE.2QI

868 MHz receiver with power supply 12÷28 VDC / 21÷28 VAC, 2 channels with triple coding: Advanced Rolling Code, Rolling Code and Fixed Code, plug-in. Encoding learned after first transmission with the transmitter.



MEM2048

Additional memory for up to 2048 codes. For receivers of the ONE series.




AWO

433.92 MHz antenna for external installation with IP54 box, fitted with shielded RG58 5 m cable.



RG58 MT5

AWO antenna cable L = 5 m.



AW

433.92 MHz stylus antenna for external installation, equipped with a shielded 3m RG58 cable.



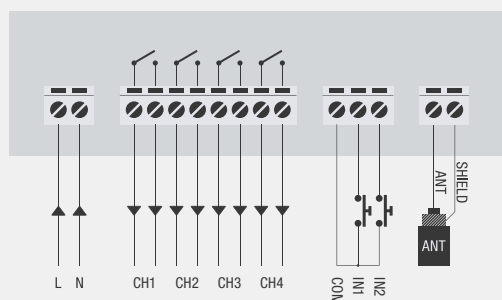
ONE.4WB



UNIVERSAL RECEIVER | 4 CHANNELS



- 4-channel receiver with wide-range power supply (115÷230 VAC/DC) and triple coding: Advanced Rolling Code, Rolling Code and Fixed Code
- The new ARC coding guarantees maximum security due to the length of the transmitted code (128 bit) and the high number of possible combinations
- The first transmitter associated sets the type of coding accepted by the receiver
- Compatible with the Advantouch programmer, which permits simple, quick management of systems with many users, as well as updating of firmware of the receiver
- Equipped with cabled inputs, 4 230V 5A relay outputs and a removable EEPROM memory device with 512 codes
- Possibility to set the type of contact to use in the inputs (NO or NC)
- The output relay switching types can be set as monostable, bistable or time-phased
- Possibility to set a password on the display to guarantee maximum security against tampering by third parties
- The new "rEcn" function permits consultation and viewing of the positions of memorised transmitters and then to proceed to delete individual transmitters easily and quickly
- "SAFE" operation logic can be activated on alarm systems: channel 1 activates only if pressed for over 3 sec




MEM2048

Additional memory for up to 2048 codes. For receivers of the ONE series.



AWO

433.92 MHz antenna for external installation with IP54 box, fitted with shielded RG58 5 m cable.




RG58 MT5

AWO antenna cable L = 5 m.

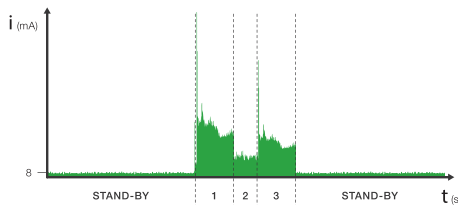


ESA BASIC

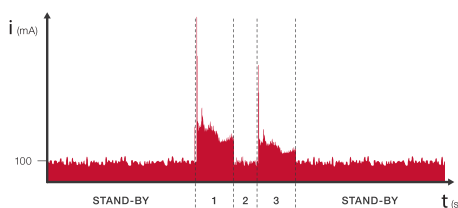
UNIVERSAL RECEIVER | 4 CHANNELS



TYPICAL TREND OF POWER ABSORPTION WITH ESA SYSTEM ACTIVATED ON BULL624ESA MODEL

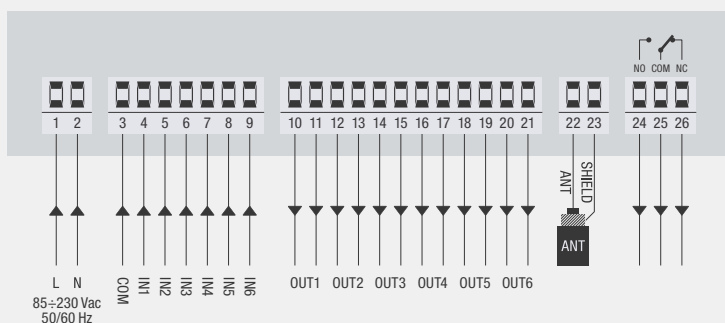


TYPICAL TREND OF POWER ABSORPTION WITH ESA SYSTEM DEACTIVATED ON BULL624ESA MODEL



1. OPENING PHASE 2. TCA 3. CLOSING PHASE


- System that allows the reduction of electricity use through a device that can be applied to all new or existing automation systems, made by BENINCÀ or other manufacturers. This allows any user to adapt their automation systems to accommodate modern energy saving practices
- The ESA control unit is connected to the automation system to permit lower power consumption in stand-by mode, perfectly in tune with the new European directive
- ESA SYSTEM is a BENINCÀ project (patent pending)
- The system allows having a great energy saving even during stand-by mode
- Maximum flexibility thanks to triple coding, Advanced Rolling Code, Rolling Code and Fixed Code



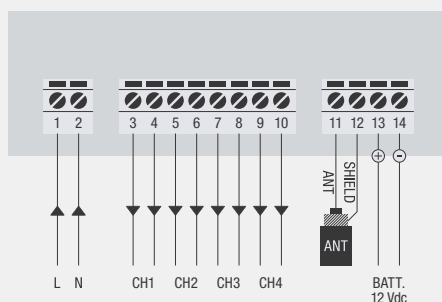


CALL

GSM RECEIVER | 4 CHANNELS



- 4-channel receiver to control the automation system via mobile phone (text or call), along with radio control
- It can control various types of systems, such as alarm systems, garden irrigation, etc
- The system is operated by entering a certain number of (telephone) users in the receiver's SIM card. Each user will then be able to control all the functions for which it has been programmed
- Associating the number of possible users, the settings associated with the telephone numbers (saving/deleting/editing the settings) and saving the rolling code transmitters may be done without having to access the control unit and does not require the survey of an operator, as they may be done with a mobile phone
- CALL allows associating a function that can be activated with a missed call (no charges) to one of the four channels. So the activation of a control by a user is made possible by means of a simple call free of charge. (for instance opening the gate, switching on the lights, the alarm system)
- The built-in display allows customising the function of each relay: monostable, bistable or timed up to 600 seconds
- If the alarm system is associated with one of the four channels, CALL is designed to call a pre-set user, in the event of a sudden activation of the alarm itself
- The alarm system can be deactivated by a user authorised to access this function via mobile phone
- The input for buffer battery with 12 Vdc (optional) with integrated recharge control guarantees operation of the receiver even during a power cut





ADVANTOUCH

PROGRAMMING SYSTEMS




- Display touch screen of 4.3"
- Simple and intuitive to use, with the option of managing and creating lists of transmitters directly on the device, without using the PC, thanks to the internal memory
- Maximum simplicity in transmitter insertion, deletion or disabling and in database creation
- It configures parameters and manages logic of control units
- Used to update control unit software or the controller itself, directly, simply and quickly
- Maximum security ensured by a password that locks the receiver
- Simplified management of transmitters and receivers with multiple channels, with quick association between buttons and channels
- Compatible with 433.92 MHz transmitters and receivers with rolling code, programmable code, and ARC encoding
- Support for USB devices

□ INCLUDED ACCESSORIES



BE.USB

8 GB memory stick.



USB.C

Cable to connect ADVANTOUCH to network power supply and PC.



C1

Connection cable for control unit software update.



C2

Connection cable for control unit software update.



C3

Serial cable to connect control units and programming, configuration of parameters or operating logic.



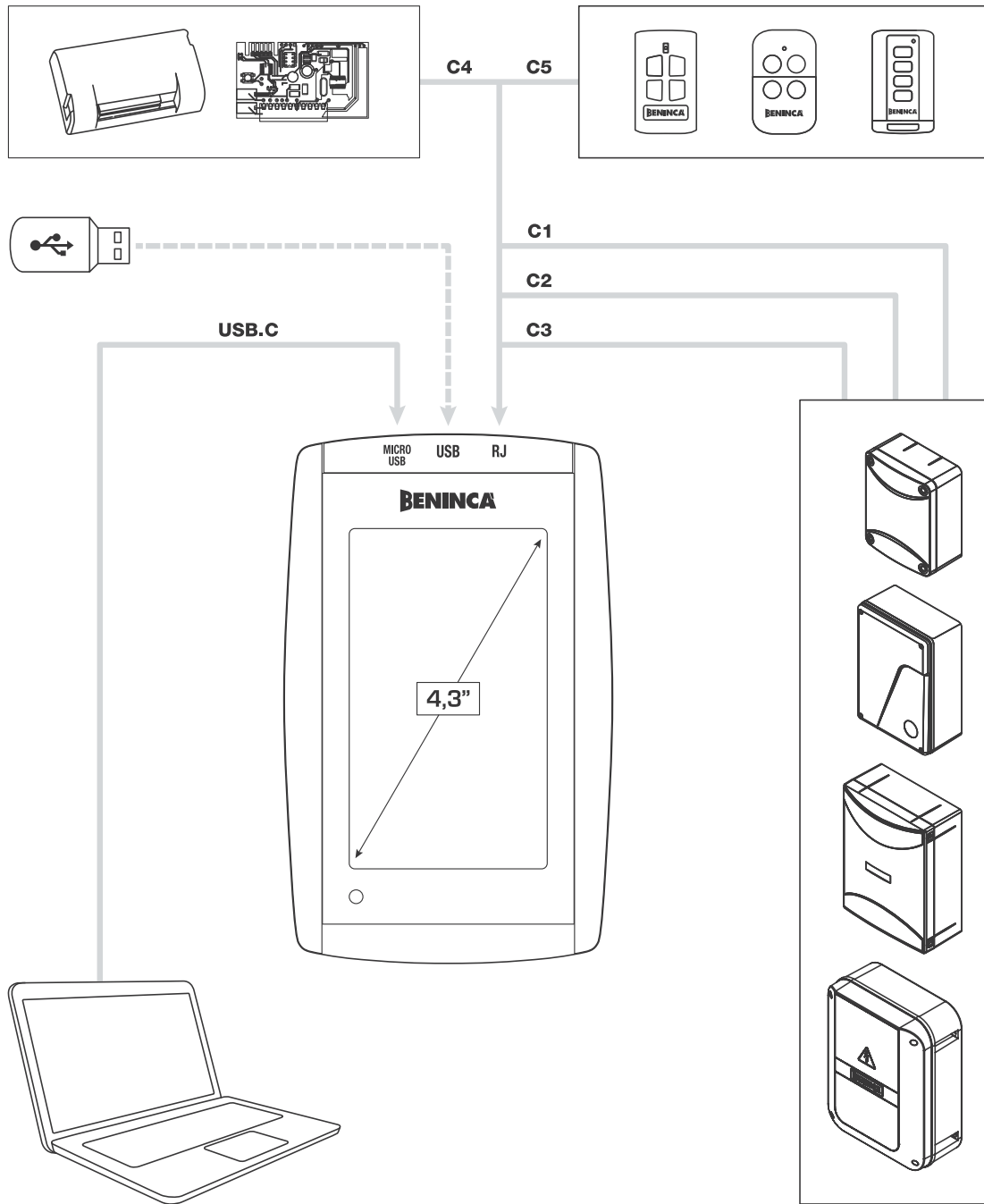
C4

Connection cable for receivers programming.



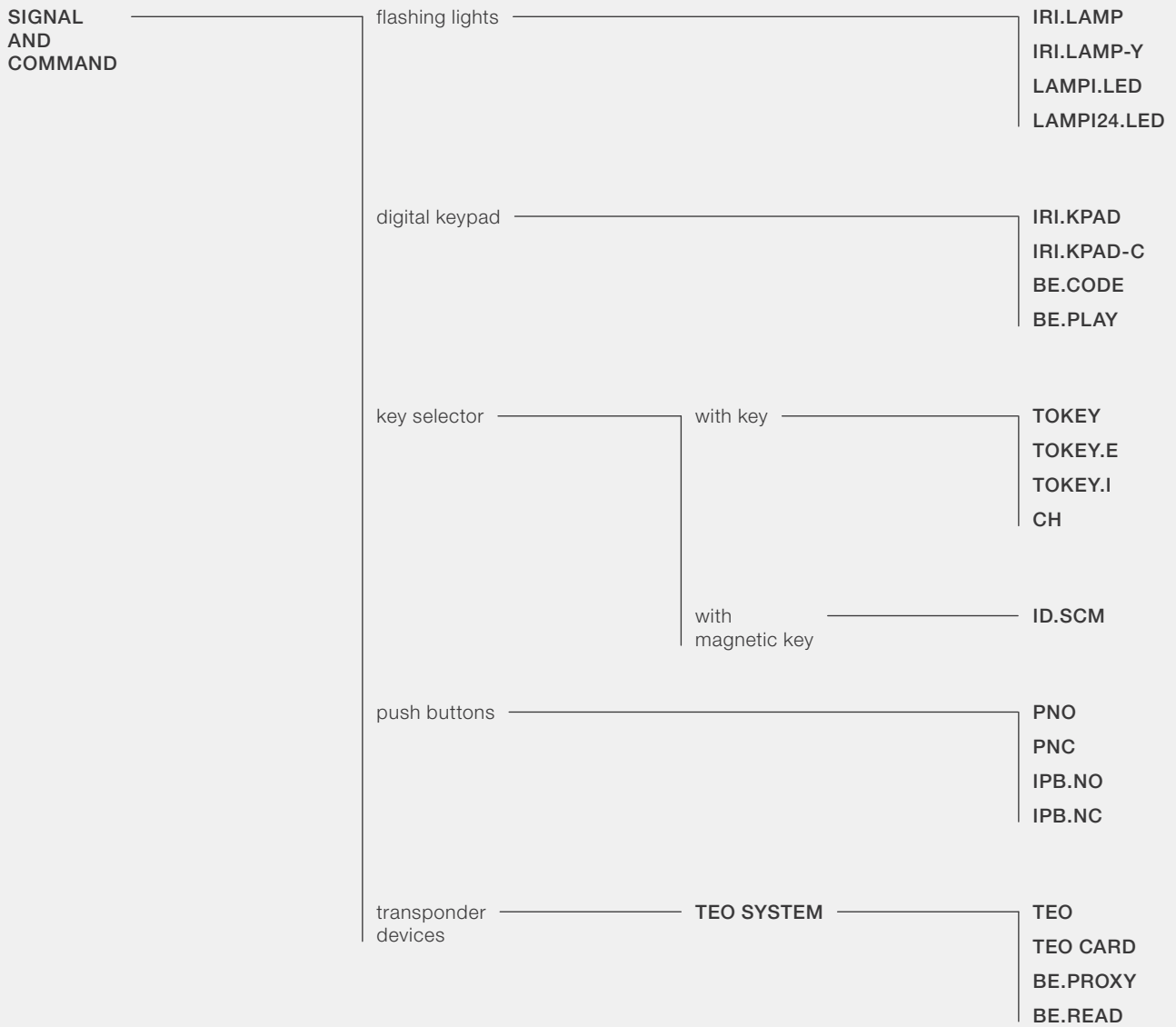
C5


Radio control programming and transmitters and control unit memory reading board.





WARNING DEVICES AND SIGNALS








FLASHING LIGHTS



iride
passione italiana



- Universal LED flashing light with integrated antenna compatible with power voltage from 20 to 255 V alternate or continuous
- Equipped with a flashing function as a standard feature, but can also be installed in systems that already have this function (useful for maintenance of older systems)
- Reduced energy use thanks to one of the lowest absorbed power figures on the market (1 W)
- Option of wall mounting thanks to a bracket included in the package
- Fast and easy to install, IRI.LAMP can also be set up as a fixed light
- Available also in the version with a yellow cap (IRI.LAMP-Y)



Find out the products
of the IRIDE line.
Watch the videos.




IRI.LAMP

White full range flashing light,
20÷255 VAC/DC with built-in antenna.



IRI.LAMP-Y

Yellow full range flashing light,
20÷255 VAC/DC with built-in antenna.



LAMPI.LED

230 Vac Led flashing light with built-in antenna.



LAMPI24.LED

24 Vdc Led flashing light with built-in antenna.



RG58 MT5

AWO antenna cable
L = 5 m.



DIGITAL KEYPAD



iride
passione italiana




- Vandal-proof digital keypad with aluminium casing, polished glass-effect front panel and chrome-plated mechanical metal buttons with LED back-lighting
- Quick and easy to install IRI.KPAD comes in two versions, wireless and wired. For both versions, an access password can be set to protect the system from unauthorised persons changing the settings
- Acoustic and visual confirmation feedback provided by dual coloured central LED
- Option of setting a 3-minute keypad block after 5 attempts

Wired version:

- Possibility to function in two modes, stand alone or remote control
- Direct connection of the keypad to the control unit (stand alone) allows the memorisation of 30 PINs
- Remote control mode, with connection of the keypad to the BE.REC accessory, allows the memorisation of up to 254 PINs and guarantees maximum security against intrusion
- There is no need to wake it up

Wireless version:

- Management of three different types of coding: Advanced Rolling Code, Rolling Code and Fixed Code
- Can memorise up to 254 PINs
- Manages Administrator PIN and User PIN to allow maximum flexibility in configuration and simple installation (personalisation of PINs for different users, deactivation of individual users, activation without the need to intervene on the receiver)
- Equipped with 3.6V (1400 mAh) lithium battery ensuring a long lifespan
- It is possible to use the IRI.KPAD as a proximity switch by sending a command to wake up the keypad
- Free Air Delivery 100 m



Find out the products
of the IRIDE line.
Watch the videos.



IRI.KPAD

Battery-operated wireless vandal-proof digital keypad with alert buzzer and backlit buttons (3.6 V 1/2 AA). Triple coding: Advanced Rolling Code, Rolling Code and Fixed Code. It can memorise up to 254 PINs. Green (OK) and Red (KO) LED indicator lights.



IRI.KPAD-C

Wired vandal-proof digital keypad with alert buzzer and backlit buttons. Stand alone operation or use through the BE.REC accessory. 12/24 VAC/DC power supply. Green (OK) and Red (KO) LED indicator lights.



BE.CODE

Wireless battery operated keypad (3 V CR123A), with triple coding: Advanced Rolling Code, Rolling Code and Fixed Code. Numerical membrane keypad to guarantee maximum activation sensitivity. It can memorise up to 254 PINs, manage Administrator and User PINs, and provide the option of memorising User PINs at a later time without working on the receiver.



BE.PLAY

Vandal-proof, metal digital keypad, with illuminated numerical buttons in stainless steel, wired. Requires BE.REC decoder.



ONE.2WO

433.92 MHz receiver with power supply 12÷28 VDC / 21÷28 VAC, 2 channels with triple coding: Advanced Rolling Code, Rolling Code and Fixed Code, with outdoor IP54 box. 512 memorisable codes.



ONE.2WB

433.92 MHz receiver with power supply 12÷28 VDC / 21÷28 VAC, 2 channels with triple coding: Advanced Rolling Code and Rolling Code, in box. 512 memorisable codes.



BE.REC

24 Vac/dc 2 channels decoder for BE-PLAY. Operating mode: bistable or time. It is possible to connect up to 4 BE-PLAY. Relay output max 500 mA Memory capability up to 254 codes.



KC-BEPLAY

Adapter for BE-PLAY digital pad on COL10N / 12N columns.



COL10N

Pair of disassembled columns equipped with base and support for selector CH or keypad PNO/PNC. Optional installation of BE-PLAY keypad with KC-BEPLAY accessory. H= 1 m

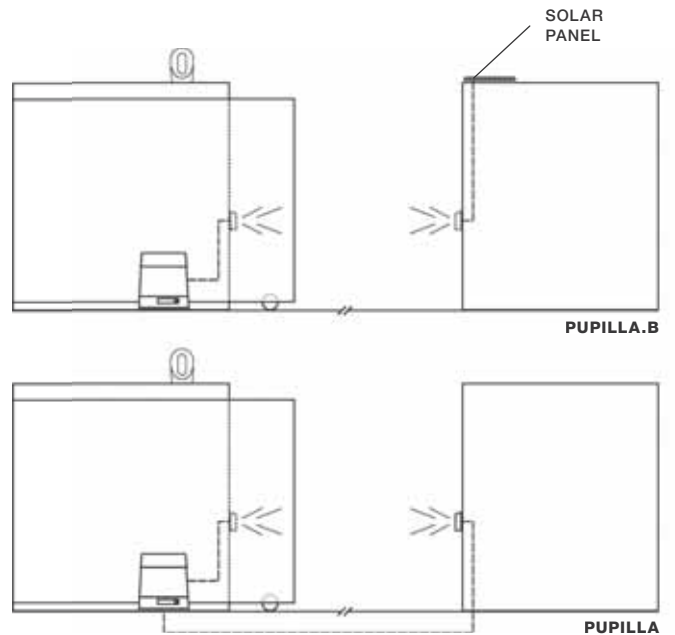


COL12N

Pair of disassembled columns equipped with base and support for keypad PNO/PNC, photocell FTC.S and proximity reader BE.PROXY. Optional installation of BE-PLAY keypad with KC-BEPLAY accessory. H= 1 m



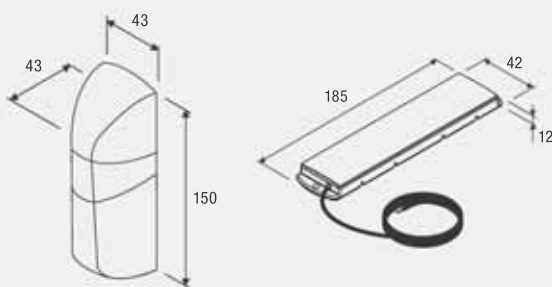
PHOTOCELLS



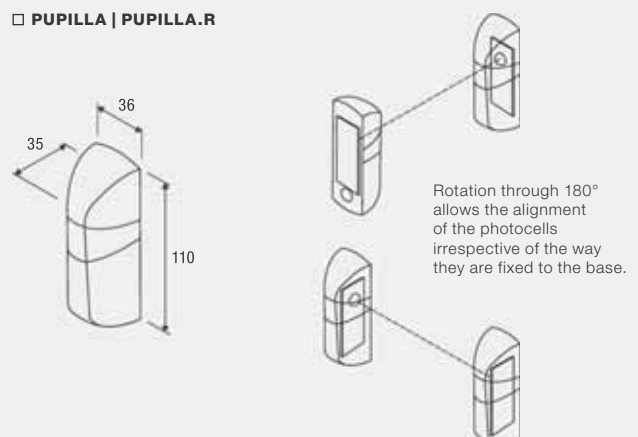
PUPILLA.B

- Photocell's transmitter powered by battery
- The innovative battery charging system using a photovoltaic panel represents an authentic novelty distinguishing PUPILLA.B, guaranteeing maximum safety and perfect operation to any plant
- Possibility of connecting up to 2 photovoltaic panels in case of non optimal climate conditions
- Continuous operation without any need of maintenance
- PUPILLA.B allows compliance with safety regulations even on installations that do not have incorporated safety systems thanks to the transmission of the controls even on moving gates
- The photocells can be oriented in different directions to make installation even easier

□ PUPILLA.B



□ PUPILLA | PUPILLA.R





PUPILLA.B

Pair of externally fitted photocells, turning through 220°. Photovoltaic panel to charge transmitter battery. Presence of led with diagnostic function.



PUPILLA | PUPILLA.R

PUPILLA: Pair of photocells adjustable to 180°. Possibility to synchronise up to 4 pairs, 24 VAC/DC power supply. Easy adjustment through a LED that signals optimal alignment.
PUPILLA.R: Pair of fixed photocells with a relay (voltage free contact) with N.C. type operation. Two pairs can be installed close to each other without synchronization.



FTC.S

24 Vac/dc surface mounting photocell. It is possible to synchronise up to 4 pairs of photocells. They can be fitted also on COL05N, COL10N and COL12N aluminium columns.



SC.P30QIS

24 Vac/dc built-in mounting photocell. It is possible to synchronised up to 4 couple of photocells. SC.PD not included.



IRI.CELL

Pair of vandal-proof metal covers for PUPILLA/PUPILLA.R photocells, comprising front and rear shells with concealed screw. They can maintain perfect orientation over 180°.



SF

Lateral support for FTC.S photocells. **2 pcs packing.**



SC.PD

Plastic container for recess SC.P30QIS. **2 pcs packing.**



TRANSPONDER DEVICES



- TEO SYSTEM, the new proximity scanning and management system for opening residential and professional automations by means of transponder tags (TEO) or cards (TEO CARD)
- The automation is opened when the TEO transponder approaches the BE.PROXY scanner which, dialoguing with the receiver, gives the command to open the gate, the door, or any controlled device
- The system operate with a frequency of 13.56 MHz, standardised all over the world
- 250 memorisable cards or tags (TEO, TEO CARD)
- Reading distance 2-5 cm
- 2 programmable relay output channels
- Possibility to control one of the two relay outputs with a card, or both outputs with a single or double passage of the card or tag
- Possibility to memorise the cards and tags one by one with the BE.READ, or in remote mode with the BE.PROXY, using a master card

**TEO**

Transponder device in the shape of a key holder.
Packaging: 10 pcs.

**TEO CARD**

Transponder device in card format.

**BE.PROXY**

Proximity reader for TEO/TEO CARD externally fitted, to be used with the BE.READ receiver. Reading distance 2-5 cm.

**BE.READ**

Two-channel receiver for BE.PROXY reader. With two relay outputs. Timed or bistable operating mode. Memory capacity 250 cards/tags.



PUSH BUTTONS



PNO

Surface mounting push buttons with 2 normally open contacts. To be fitted on COL10N pillar.



PNC

Surface mounting push buttons with a normally open contact and a normally closed contact. To be fitted on COL10N pillar.



IPB.NO

Industrial surface mounting push buttons with 2 normally open contacts.



IPB.NC

Industrial surface mounting push buttons with a normally open contact and a normally closed contact.



COL10N

Pair of disassembled columns equipped with base and support for selector CH or keypad PNO/PNC. Optional installation of BE-PLAY keypad with KC-BEPLAY accessory. H= 1 m



KEY SELECTOR

**TOKEY**

Surface mounting key selector.

**TOKEY.E**

Surface mounting key selector with European cylinder.

**TOKEY.I**

Built-in mounting key selector. IP67 Water proof limit switch.

**CH**

Key selector, in die-cast aluminium with waterproof micro switches. KE or KI accessories are required for different way of fittings.

**ID.SCM**

Magnetic key selector.

**CEM**

Counterplate to be cemented for COL10N base.

**COL10N**


Pair of disassembled columns equipped with base and support for selector CH or keypad PNO/PNC. Optional installation of BE-PLAY keypad with KC-BEPLAY accessory. H= 1 m

**KE**

Surfaced mounted box for CH key selector switch.

**KI**

Built-in mounted for CH key selector.

**ID.SK**

Neutral key for CH/TOKEY.

**ID.MK**

Magnetic key for ID.SCM.



COLUMNS



COL05N

Pair of disassembled columns equipped with base and support for keypad PNO/PNC, photocell FTC.S and proximity reader BE.PROXY. BE.PLAY can be installed with KC-BEPLAY accessory.
H= 0.5 m



COL10N

Pair of disassembled columns equipped with base and support for selector CH or keypad PNO/PNC. BE.PLAY can be installed with KC-BEPLAY accessory.
H= 1 m



COL12N

Pair of disassembled columns equipped with base and support for keypad PNO/PNC, photocell FTC.S and proximity reader BE.PROXY. BE.PLAY can be installed with KC-BEPLAY accessory.
H= 1 m



COL.P

Column in anodised aluminium with base, for the PUPILLA, PUPILLA.F photocell.
H= 0.5 m



COL.BY

Column pair for PUPILLA.R equipped with base and cover. **H= 0.5 m**



CEM

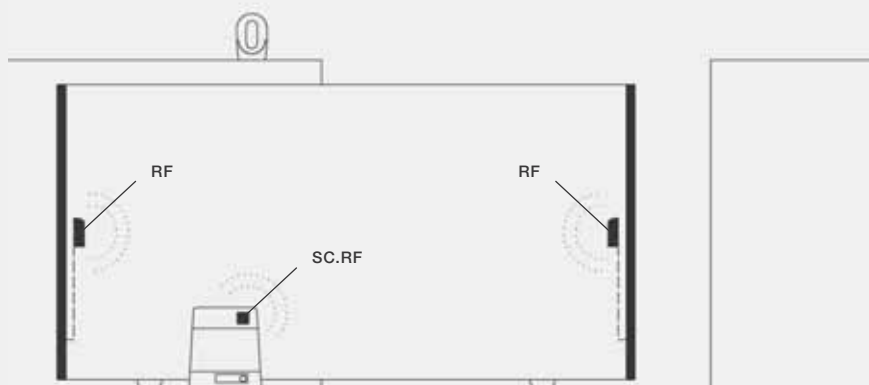
Counterplate to be cemented for COL10N base.



RF.SUN RF SC.RF

- New BENINCA radio frequency system composed of an 868 MHz transmitter, model RF / RF.SUN combined with the SC.RF receiver
- It allows two-way radio communication between the device installed on the mobile edge of the gate and powered by a battery (connected to a safety sensitive edge) and the receiver
- The absence of wires on the mobile gate device makes it particularly suitable for sectional and industrial doors and for the protection of mobile edges on sliding gates
- The transmitter is available in two models: RF.SUN with a rechargeable battery by means of a photovoltaic panel and RF with a non rechargeable battery
- Both models have an input for the connection of an 8K2 sensitive edge or a mechanical edge, protection level: IP55
- The SC.RF receiver, powered with 12/24 Vdc, is equipped with an autotest function and 2 relay for connection to the electronic control units
- The new BENINCA device therefore allows the securing of industrial systems, without requiring connection cables in the mobile part of the gate and thus making installation easier on existing systems
- Complies with standard EN12978

□ RF + SC.RF APPLICATION





RF.SUN

Battery-operated system recharged through a photovoltaic panel to be applied on a mobile edge. The photovoltaic panel grants the maximum system's autonomy.



RF

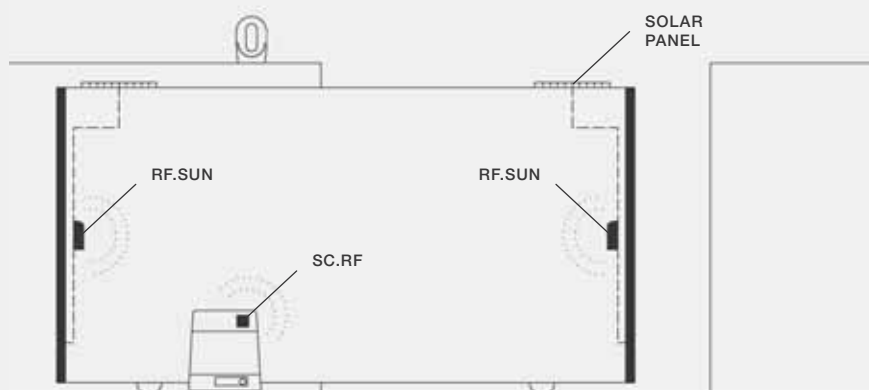
Device with a non rechargeable battery, with guaranteed duration 2 years.



SC.RF

12/24 Vdc receiver with self-test function and 2 output relays.

□ **RF.SUN + SC.RF APPLICATION**





SAFETY DEVICES



conductive safety edge

SC.RES

Safety edge in conductive rubber.
28.5 mm Width. 25 mm Height.
Minimum packing: 20 m.



conductive safety edge

SC.RL

Safety edge in conductive rubber.
28.5 mm Width. 65 mm Height.
Minimum packing: 20 m.



conductive safety edge

SC.A

Aluminium profile for SC.RES / SC.RL.
Packing 2 m.



conductive safety edge

SC.90

Angular device set for SC.RES.



conductive safety edge

SC.L

Linear device set for SC.RES.



conductive safety edge

SC.EN

Electronic interface card for 8k2 sensitive edges, to be used with electronic devices without input for resistive sensor, or in the case of connecting 2 resistive sensors to a control unit. Conforms to standard EN12978.

□ INSTRUMENTS FOR THE MEASURING OF THE IMPACT-GENERATED FORCES



IGF-B

With bluetooth.



IGF-S

With cable.





mechanical safety edge

**SC.R71 | SC.R72**

SC.R71: Rubber profile, 70 mm high, for SC.M71. 1.5 m long.

SC.R72: Rubber profile, 70 mm high, for SC.M72. 2 m long.

mechanical safety edge

**SC.M71 | SC.M72**

Mechanical safety edge, 1.5 m.

Mechanical safety edge, 2 m.

Compatible with
SC.R15/SC.R71/SC.R72.

mechanical safety edge

**SC.F15 | SC.F20 | SC.F25**

Mechanical safety edge, 1.5 m long.

Mechanical safety edge, 2 m long.

Mechanical safety edge, 2.5 m long.

mechanical safety edge

**SC.R15**

Rubber profile,
15 mm high, for SC.M71/72.

Packing: 25 m.










pneumatic safety edge










**SC.P35**










Pneumatic safety edge with
plugs and aluminium profile.










Packing: 40m.

ALPHABETIC CATALOGUE

								
ADAM	9591905	112	BILL4024 sx	9592563	40	BT12	9086010	179
ADAM.24	9591906	113	BILL40M dx	9592124	40	BULL.P3	9623006	59
ADAM.B	9099004	113	BILL40M sx	9592125	40	BULL.PI	9623005	71
ADAM.BL	9099005	113	BILL50.CO	9253002	43	BULL10M	9592323	70
ADAM.LED	9550000	113	BILL50M dx	9592102	42	BULL10M.S	9592317	71
ADVANTOUCH	9655050	194	BILL50M sx	9592103	42	BULL1224 TURBO	9592317	72
AU.125	9623003	97	BILL50ML dx	9592104	42	BULL1224 TURBO.S	959000976	72
AU.20	9623002	97	BILL50ML sx	9592105	42	BULL1224T.CB	976000964	73
AU.45B	9117010	97	BISON.P35	9623066	91	BULL1524	9592540	78
AU.45Z	9868030	97	BISON.P45	9623067	93	BULL1524.CB	9760037	79
AU.45ZL	9868040	97	BISON25 OTI	9591449	88	BULL1524.S	9592592	78
AU.65	9623004	97	BISON35 OTI	9592181	90	BULL15M	9592324	74
AU.C25	9099021	99	BISON35 OTI L	9591929	90	BULL15M.S	9592318	74
AU2.45T	9868015	97	BISON45 OTI	9592183	92	BULL17 OMI	9592569	80
AU2.C	9099057	97	BN.24V	9760073	173	BULL20 HE	959000924	84
AU2.D	9099058	97	BN.CB	9760072	45	BULL20M	9592325	82
AU2.D45	9099059	97	BN.SE	909000703	45	BULL20M.S	9592339	82
AU2.D45L	9099055	97	BOB.CS	9765040	33	BULL20T	9590578	82
AU2.DNS	9099056	97	BOB.SL	9819004	35	BULL20T.S	9591412	82
AW	907600922	179	BOB2124E	9591351	32	BULL24.CBY	9760022	59
AWO	9076062	173	BOB21M	9591534	32	BULL424ESA	9591433	58
B.P	9819005	33	BOB3024E	9591447	34	BULL5M	9591434	60
B.SR	9819310	33	BOB30M	9591535	34	BULL624 TURBO	9592632	64
B5.SR	981900931	37	BOB30ME	9591446	34	BULL624 TURBO.S	959000904	64
BA	9099053	45	BOB5024E	9591328	36	BULL624ESA	9591465	62
BE.CODE	9670002	201	BOB50M	9591022	36	BULL624ESA.S	9591480	62
BE.PLAY	9670013	201	BOB50ME	9591023	36	BULL624T.CB	976000963	65
BE.PROXY	9614250	204	BRAINY	9176213	134	BULL8 OM	9591523	69
BE.READ	9673010	204	BRAINY.P	9176252	134	BULL8 OM.S	9591497	69
BE.REC	9673028	201	BRAINY24	9176224	144	BULL8M	9591522	66
BILL30.CO	9253001	39	BRAINY24.CB	9760014	33	BULL8M.S	9591524	66
BILL30M dx	9592100	38	BRAINY24.CB-SW	976000841	143	CABLE VN.ESW 11	9171130	107
BILL30M sx	9592101	38	BRAINY24.P	917600973	144	CABLE VN.ESW 5	9171128	107
BILL40.CO	9253003	41	BRAINY24+	917600923	143	CABLE VN.ESW 8	9171129	107
BILL4024 dx	9592562	40	BS	9099052	47	CABLE.24E	9171002	33

								
CALL [DE]	9673176	178	DU.IT14N	9590162	50	FLIP.4	9560011	184
CALL [EN]	9673166	178	DU.IT14NE	9592372	50	FTC.S	9409089	89
CALL [ES]	9673167	178	DU.IT14NV	9591278	50	g.MOVE	976000650	177
CALL [FR]	9673168	178	DU.IT14NVE	9592373	50	HAPPY.2AK	9863204	187
CALL [IT]	9673003	178	DU.IT24NVE	9591457	50	HAPPY.2VA	9863202	185
CBY.24V	9760016	47	DU.ITCF	9150043	51	HAPPY.4AK	9863205	187
CELL.P	9176142	139	DU.ITIX	9150039	51	HAPPY.4VA	9863203	185
CEM	9623565	206	DU.ITST	9747027	51	HB	9252014	173
CH	9764012	206	DU.V90	9765030	33	HEADY	9176217	135
COL.BR	9585000	132	DU.V96	9765035	33	HEADY24	9176229	145
COL.BY	9230042	207	DUIT.BR-01	9747006	51	HOOP	917600649	177
COL.KSUN	9252060	132	DUIT.BR-03	952000898	51	i.HOOP	976000651	177
COL.P	9230006	207	E.LOCK	9765001	33	ID.MK	9189010	206
COL05N	9230002	207	E.LOCKSE	9765002	33	ID.SCM	9764030	206
COL10N	9230004	201	ESA BASIC	9176108	192	ID.SK	F8189060	206
COL12N	9230003	201	EVA.5	9083120	116	ID.TA	9846019	33
CORE	9176136	136	EVA.7	9083121	118	IGF-B	9840001	210
DA.2S	9760100	57	EVA.8	9083235	120	IGF-S	9840002	210
DA.BT18	9086004	132	EVA.AF	9078035	117	IPB.NC	9670050	205
DA.BT2	9086019	47	EVA.CAT5	9549030	117	IPB.NO	9670051	205
DA.BT6	9086020	47	EVA.CAT7	9549031	119	IRI.CELL	9252070	203
DA.E	9760035	147	EVA.KM	9576001	119	IRI.KPAD	9760033	201
DA.LB	9230031	173	EVA.L	9534002	117	IRI.KPAD-C	9760032	201
DA.RB	9760042	147	EVA.L8	9534016	119	IRI.LAMP	9534011	199
DA.S04	9176005	147	EVA.LAMP	9534003	117	IRI.LAMP-Y	9534012	199
DU.350CF	9150021	53	EVA.SUP	9819035	117	IRI.TX4AK	9863208	188
DU.350FC	9567001	53	EVA5.A	9081005	117	IRI.TX4VA	9863198	188
DU.350N	9590695	52	EVA5.A2	9081007	117	JK.UL	9747065	99
DU.350NGE	9592374	52	EVA5.G	9424002	117	JM.3	9592381	98
DU.350NV	9590753	52	EVA7.A	9081006	119	JM.3ESA	9592382	98
DU.350NVE	9592029	52	EVA7.A2	9081008	119	JM.3ESA TURBO	9592417	100
DU.350ST	9747084	53	EVA7.G	9424003	119	JM.4ESA	9592383	98
DU.9990	9623010	33	EVA8.A2	9081029	121	JM.CBY	9760023	99
DU.E2	9099011	49	FC.ADAM	9387003	113	KBILL30M	9592184	38
DU.FCN	9567015	51	FLIP.2	9560010	184	KBILL4024	9592595	40

								
KBILL40M	9592188	40	LADY5.I	9083259	124	PUPILLA.R	9409017	202
KBILL50M	9592191	42	LAMPI.LED	9534098	199	RF	9409016	208
KBN24	9592077	44	LAMPI24.LED	9534099	199	RF.SUN	9409015	208
KBOB2124E	9592198	32	LB	9252001	47	RG58 MT5	9171131	179
KBOB21M	9592095	32	LED.TL	9766003	117	RI.M4F	9272010	57
KBOB3024E	9592089	34	LOGICA	9176244	138	RI.M4P	9272020	57
KBOB30M	9592096	34	LOGICA24	917600974	146	RI.M4Z	9272030	57
KBOB30ME	9592088	34	MAG.E	9760021	61	RI.M4ZF	927200950	57
KBULL15M.S-HM	9592436	76	MATRIX	9176324	137	RI.M6Z	9272040	71
KBULL424	9592090	58	MB.CP2	9623050	47	RI.P6	9630001	71
KBULL5M	9592091	60	MB.SE	9090012	47	SB	9252003	173
KBULL624	9592092	62	MB24	9590330	46	SB.180.K	9747095	53
KBULL624TURBO	959000901	64	MBE24	9590613	46	SB.180.L	9747096	53
KBULL8M	9592097	66	MEM2048	9570001	178	SB.BULL20.F	9747026	71
KBULL8OM	9592098	68	MLS	9387001	57	SB.BULL8.F	9747025	59
KC-BEPLAY	9005015	201	ONE.2QB	9673112	190	SB.DU180.K	9747097	51
KE	9252005	206	ONE.2QI	9673111	190	SB.DU180.L	9747098	51
KI	9252008	206	ONE.2WB	9673103	190	SB.DU350.K	9747102	53
KMB24	9592071	46	ONE.2WI	9673102	190	SB.DU350.L	9747100	53
KPC	9855002	138	ONE.2WO	9673114	190	SB.DUIT.K	9747101	51
KPO	9855001	138	ONE.4WB	9673177	191	SB.DUIT.L	9747099	51
KPONY.P	9592170	56	P25	9667016	99	SB.PULS	9747105	99
KPR	9592073	48	P25I	9667018	99	SC.90	9520005	210
KPR.24	9592074	48	P35	9667017	99	SC.A	9667010	210
KSUN	9611004	133	PNC	9670014	205	SC.EN	9760031	210
KVN.M20ESW	9592622	106	PNO	9670012	205	SC.F15	9270070	211
L.BY	9760024	45	PR.45E	9590684	48	SC.F20	9270071	211
LADY	9083224	122	PR.45E24	9590686	48	SC.F25	9270072	211
LADY.5	9083257	124	PR.45EL	9590685	48	SC.L	9520010	210
LADY.A	9081001	123	PTC.3	9667019	99	SC.M71	9270040	211
LADY.A2	9081016	123	PTC.4	9667020	99	SC.M72	9270050	211
LADY.A5	9081028	125	PTC.AR	9623399	99	SC.P30QIS	9409028	203
LADY.COL	9230001	123	PTC.STOP	9387002	99	SC.P35	9270010	211
LADY.GT	9424001	123	PTCI.3	9667021	99	SC.PD	9252010	203
LADY.I	9083258	122	PTCI.4	9667022	99	SC.R15	9270002	211
LADY.L	9534001	123	PTCL.4	9667023	99	SC.R71	9667062	211
LADY.P	9081002	123	PTCSXL.4	9667024	99	SC.R72	9667063	211
LADY.P5	9081027	125	PUPILLA	9409001	202	SC.RD	9760027	173
LADY.SN	9780001	123	PUPILLA.B	9409006	202	SC.RES	9270060	210

								
SC.RF	9409014	73	VE.GT24	9424035	127	VN.S40 UP	9592610	104
SC.RL	9270061	210	VE.GT90	9424006	127	VN.S40V	9590239	110
SF	9830009	203	VE.KM1HN	9614267	117	VN.ST20	9592604	102
SIS	9760075	65	VE.KM24	9576040	127	VN.ST20 ESW	9592617	106
SMART	9830075	179	VE.KM2HN	9614268	117	VN.T	9857016	111
START	9176968	142	VE.KMB	9576190	127	WAVE 230	917600938	140
START.I	917600939	142	VE.KMG	9576210	127	X.BE	976000972	65
SUN.PANEL	9611021	132	VE.KMN	9576220	127	XLB	925200750	173
SUNNY	9176316	133	VE.L650	9534060	127	XLB.L	953400947	140
TEO	9614255	204	VE.P650	9623069	119	YAK25 OTI	9592455	86
TEO CARD	9781025	204	VE.PS	9623068	117	ZED.20Q	900500942	97
THINKY	9176251	141	VE.RAST	9672010	117	ZED.E	9747021	97
THINKY.I	917600940	141	VE.RP	9270001	126	ZED.LRIE	9592578	96
THINKY.P	917600975	141	VE.SOM	9082040	128	ZED.LSC	9592636	96
TO.CLIP	9830081	179	VE.SOR	9082030	128	ZED.MS	9558001	97
TO.GO2A	9863178	179	VN.A30	9004005	103	ZED.RIE	9592599	96
TO.GO2AK	9863176	183	VN.A3175	9004004	103	ZED.SC	9592635	96
TO.GO2AS	9863189	179	VN.A40	9004006	103	ZED.SE	9747031	97
TO.GO2VA	9863173	181	VN.CT	9162010	111	ZED24.RI	9592631	96
TO.GO4A	9863179	179	VN.CTA	9162011	103	ZED24.SC	9592631	96
TO.GO4AK	9863177	183	VN.GT	9424010	111			
TO.GO4AS	9863190	179	VN.M20	9592605	102			
TO.GO4QV	9863107	181	VN.M20 ESW	9592613	106			
TO.GO4VA	9863174	181	VN.M20 UP	9592611	104			
TOKEY	9764006	206	VN.M4	951300977	103			
TOKEY.E	9764002	206	VN.M40	9592606	102			
TOKEY.I	9764005	206	VN.M40 UP	9592612	104			
VE.650	9083104	126	VN.MS	9558010	113			
VE.650A	9081030	127	VN.MT20	9592607	102			
VE.650A2	9081019	127	VN.MT20 ESW	9592614	106			
VE.650I	9083156	126	VN.MT40	9592608	102			
VE.AF	9078010	123	VN.MT40V	9590377	108			
VE.AFI	9078015	123	VN.RM	9520015	103			
VE.AM	9078020	117	VN.RV	9520016	103			
VE.C650	9081026	127	VN.S	9819020	102			
VE.C6502	9081020	127	VN.S20	9592602	102			
VE.CAT500	9549020	123	VN.S20 ESW	9592616	106			
VE.CAT650	9549010	127	VN.S20 UP	9592609	104			
VE.CS	9760050	117	VN.S40	9592603	102			



GENERAL TERMS OF SALE

These Terms of Sale apply to all Sales of Products, at the time of signing the contract or of confirming the order. If there is a conflict between these Terms and the conditions and terms agreed for an individual sale or in any existing commercial contract, the latter will prevail. AUTOMATISMI BENINCÀ shall not be bound by the General Terms of Purchase of the Customer in any circumstance, unless it has given prior consent in writing. AUTOMATISMI BENINCÀ has the right to modify any article in these Terms; any additions, modifications or cancellations shall apply to all sales concluded as from the thirtieth day after the official communication to Customers of the change made.

DEFINITIONS

- AUTOMATISMI BENINCÀ: the joint stock company Automatismi Benincà S.p.A., in the person of its legal representative pro tempore, with head office in Italy, Sandrigo, Via Capitello no. 45, VAT number 02054090242.
 - CUSTOMER: any subject (natural or legal person) who purchases the Products and who is not covered by the definition of Consumer according to the Consumer Code.
 - DATE OF DESPATCH: the date of the transport document.
 - PARTIES: means AUTOMATISMI BENINCÀ S.p.A. and the Customer.
 - PRODUCTS: are the Products listed in the catalogue of AUTOMATISMI BENINCÀ, latest version, with the described technical specifications. It is stressed that all illustrative material is merely indicative. The Products may be modified or taken out of production by Automatismi Benincà at any time.
- 1) PRICE OF THE PRODUCTS: The prices of the goods are those established in the price list in force at the time of order, which the Customer declares that he knows and accepts; the price list in force cancels all previous ones. AUTOMATISMI BENINCÀ SpA may modify the price list; this modification will be notified to Customers and will be applicable to orders received as from the thirtieth day after said communication. AUTOMATISMI BENINCÀ always reserves the right to modify the price list unilaterally, if said modification is required by circumstances beyond its control: in this case the variation may take effect immediately.
 - 2) TRANSPORT: The goods are sold ex works AUTOMATISMI BENINCÀ SpA– SANDRIGO (VI), as the term is defined in the Incoterms of the International Chamber of Commerce, in the most updated version. The parties may choose a different term, with an agreement in writing; whatever term they choose, it will be interpreted according to the latest version of INCOTERMS®. The goods travel at the Customer's own risk, even if sent carriage paid. No complaints are accepted five days after receipt of the goods, even with reference to any difference in the products with respect to the type and quantity indicated in the order. A complaint within the term may not give rise to cancellation or reduction of the order by the Customer, nor to any payment of compensation of any kind by AUTOMATISMI BENINCÀ SpA. Any return of goods for credit must be authorised beforehand by AUTOMATISMI BENINCÀ SpA and the goods must be sent carriage paid.
 - 3) RETENTION OF OWNERSHIP: The products shall remain the property of AUTOMATISMI BENINCÀ SpA until the date on which AUTOMATISMI BENINCÀ SpA receives payment of the entire price of the products supplied. In performing his activity, the Customer shall have the right to sell these products, or new products in which the ones supplied by AUTOMATISMI BENINCÀ SpA have been incorporated, in which case all the proceeds are to be transferred to AUTOMATISMI BENINCÀ SpA, up to the amount of the price owed by the Customer for the supply of the products. AUTOMATISMI BENINCÀ SpA shall have the right to notify the Customer of the revocation of the right to sell the Products in his possession and the ownership of which, under this clause of retention of ownership, has not yet passed to the Customer, if the Customer has remained in default for a period of more than seven working days with respect to the payment of any sum owed to AUTOMATISMI BENINCÀ SpA (as regards both these Products and any other goods or services supplied to the Customer by AUTOMATISMI BENINCÀ SpA). If AUTOMATISMI BENINCÀ SpA exerts the right contemplated in the previous paragraph, the Customer must place the products at the disposal of AUTOMATISMI BENINCÀ SpA who may access the Customer's premises to repossess them. While retention of ownership is pending, the Customer assumes the capacity, obligations and responsibilities of the keeper of the sold goods, according to art. 1766 and following articles of the Italian Civil Code. The Customer undertakes to fulfil all the obligations contemplated by the local laws to ensure that this clause of retention of ownership is valid and enforceable with third parties, making the required entries in any special register.
 - 4) ORDERS: The order is received by AUTOMATISMI BENINCÀ SpA without any commitment and subordinate to the possibility of supply of the raw materials necessary for production. Any total or partial non fulfilments cannot give rise to complaints and reserves for damages. If the Customer cancels specific orders for the production of Products not in the catalogue, he is required to pay AUTOMATISMI BENINCÀ SpA compensation amounting to 30% (thirty per cent) of the cancelled order, without prejudice to the right to claim further damages. The orders regularly accepted by AUTOMATISMI BENINCÀ SpA cannot be cancelled by the Customer without the consent of AUTOMATISMI BENINCÀ SpA in writing. Please, it should be noted that AUTOMATISMI BENINCÀ S.P.A. will not accept orders for less than € 100,00 (EUR one hundred/00) VAT excluded, after discount and freight charges.
 - 5) DELIVERY TERMS: The delivery terms run from receipt of the order and are expressed in terms of working days. They are indicative and not essential, according to art. 1457 of the Civil Code; consequently, any delays cannot give rise to claims for damages or to cancellation or reduction of the contract by the Customer.
 - 6) FORCE MAJEURE: Besides those contemplated by the Italian Civil Code, the causes of force majeure that prevent the activity of the AUTOMATISMI BENINCÀ SpA factory and justify delay or interruption of the fulfilment of contracts, relieving AUTOMATISMI BENINCÀ SpA of the responsibility for delays or non delivery of products, also include the following, as an example without limitation: atmospheric events, earthquakes, fires, national, local or factory strikes, interruptions in transports and communications, scarcity of energy and of the necessary raw material. Breakdown of the machinery and production plants.
 - 7) CONDITIONS OF PAYMENT: Payments must be made in Euro, with the terms and procedures indicated on the invoice. Payment in currency other than the Euro will be accepted only if agreed on beforehand in writing with AUTOMATISMI BENINCÀ SpA. If the Parties agree on payment by irrevocable documentary letter of credit, the same will be accepted by AUTOMATISMI BENINCÀ if sent at least sixty days prior to the date of delivery of the Products and if confirmed by an Italian bank approved by AUTOMATISMI BENINCÀ. After the set payment time, AUTOMATISMI BENINCÀ SpA may ask the Customer to pay interest due at the rate established by Legislative Decree 231/02. Once 5 (five) days have passed after the invoice falling due without payment having been made, AUTOMATISMI BENINCÀ SpA may suspend the execution and/or delivery of all other orders and cancel any similar sale or contract that may have been signed at that moment with the Customer. Any such measures undertaken by AUTOMATISMI BENINCÀ SpA do not give the Customer any right to claim compensation for damages.
 - 8) GUARANTEE: Automatismi Benincà offers a conventional guarantee with a duration of 30 months from the date of production marked on the product itself. After 30 months the Customer expressly renounces the right of recourse concerning the legal guarantee with respect to Automatismi Benincà S.p.A., according to art. 131 of the Consumer Code. This right, if exerted within the terms, will not, however, be recognised if the conformity defect depends on incorrect installation by the Customer. It is pointed out that the legal guarantee does not cover all the further circumstances that cannot be attributed to defects in manufacture and/or conformity of the goods. Moreover, in no case can the Customer activate the guarantee if the price of the products has not been paid within the terms and on the conditions agreed or if he is in default, even with reference to other orders or products, with respect to AUTOMATISMI BENINCÀ SpA. By activating the conventional guarantee, the customer may request the repair or replacement of the product, on which free repair or replacement is guaranteed, at the discretion of AUTOMATISMI BENINCÀ SpA, respecting the terms of this guarantee and of the legal requirements. Any defects found must be promptly communicated to AUTOMATISMI BENINCÀ by registered letter with recorded delivery and within the terms indicated by law. In no case does either the legal or the conventional guarantee cover defects due to: negligence or carelessness in use, wear (e.g. failure to follow the instructions for operation of the product or lack of maintenance), installation or maintenance carried out by non authorised personnel, or in an incorrect way and/or not conforming with the instructions; damage during transport, tampering with the product (for example, removal of the labels), tampering with documentation, external agents, undersized product or incorrect product choice. The products that do not fall under these guarantee conditions may be sent to AUTOMATISMI BENINCÀ SpA, who may decide to repair or replace the goods according to the repair price list in force. The individual part repaired under or out of guarantee will be covered by a further guarantee period of 6 months.
 - 9) RESPONSIBILITY: AUTOMATISMI BENINCÀ SpA shall not be responsible for damage resulting from defects in the products, save in the case of malice or gross negligence. Moreover, any responsibility shall derive only and absolutely from the provisions of Italian law. AUTOMATISMI BENINCÀ SpA shall not answer for more than the limit of liability of the Product Risk Insurance policy taken out by the company. AUTOMATISMI BENINCÀ SpA shall not be responsible for indirect damage such as, purely as an example, loss of earnings of the Customer.
 - 10) INTELLECTUAL PROPERTY RIGHTS: The brands of which AUTOMATISMI BENINCÀ SpA is the owner or licence-holder, the patents, the designs or models, the know-how, the technical specifications and data of the products, the domain names containing the brand, are the total and exclusive property of AUTOMATISMI BENINCÀ SpA. The Customer recognises the ownership of these rights by AUTOMATISMI BENINCÀ SpA and undertakes to use them only according to the specific indications of AUTOMATISMI BENINCÀ SpA and in the exclusive interest of the latter, and exclusively for the duration of the contractual relationship between the parties, without this giving the Customer any right or claim. The Customer undertakes not to register, appropriate or ask for protection for any intellectual property right belonging to AUTOMATISMI BENINCÀ SpA. In particular, he undertakes not to register and declares that he has not registered the brands and domain names.
 - 11) EXPRESS TERMINATION CLAUSE: Pursuant to and in accordance with art. 1456 of the Italian Civil Code, AUTOMATISMI BENINCÀ SpA may terminate the existing contract with the Customer in the case of non fulfilment of the obligations contained in the articles 7) Terms of Payment and 10) Intellectual property rights, of these terms of sale. Moreover, AUTOMATISMI BENINCÀ SpA may terminate the existing contract with the Customer with immediate effect in the following cases:
 - a) if the Customer is subject to insolvency proceedings or winding up, or if the state of the Customer's economic conditions is such as to lead it reasonably to be presumed that the Customer is insolvent;
 - b) if the shares and/or quotas representing the majority or the control of the capital of the Customer are directly or indirectly transferred, assigned or held in escrow.
 - 12) APPLICABLE LAW AND JURISDICTION: The obligations deriving from the relations between AUTOMATISMI BENINCÀ SpA and the Customer, these terms of sale and all the contracts (unless expressly stated otherwise in writing) are regulated by the Italian Civil Code and by Italian law. For any dispute and controversy concerning these general terms of sale or deriving from the contractual relationship between AUTOMATISMI BENINCÀ SpA and the Customer, the exclusive competent court shall be the Court of Vicenza, without affecting the faculty of AUTOMATISMI BENINCÀ SpA to protect its rights by referring the litigation to any Court that it thinks fit.
 - 13) PROCESSING OF PERSONAL DETAILS: Informed pursuant to Art. 13 of the European Regulation 679/2016, the Customer shall agree that personal data will be treated for purposes related to the business activity and the contractual obligations currently in force (as an example, consultation, usage, statistical processing, communication to companies contractually bound to Automatismi Benincà etc.). The data controller is AUTOMATISMI BENINCÀ S.P.A. in the person of its legal representative. Procedures shall be implemented to process the said data so as to guarantee security and confidentiality. The Customer is entitled to receive information about the treatment of personal data, its modality and purposes, and request amendment, correction and/or integration, and cancellation of said data. Personal data shall be communicated to third parties in Italy or abroad for purposes of fulfilling the above-mentioned objectives. The complete regulation can be consulted on the webpage <https://www.benincà.com/page/privacy.html>
 - 14) INTERPRETATION OF THE TEXT: The Italian text of these general terms of sale, even if drawn up in several languages, will be the only authentic text for the purpose of their interpretation.



HOW TO REACH US





BENINCÀ AROUND THE WORLD

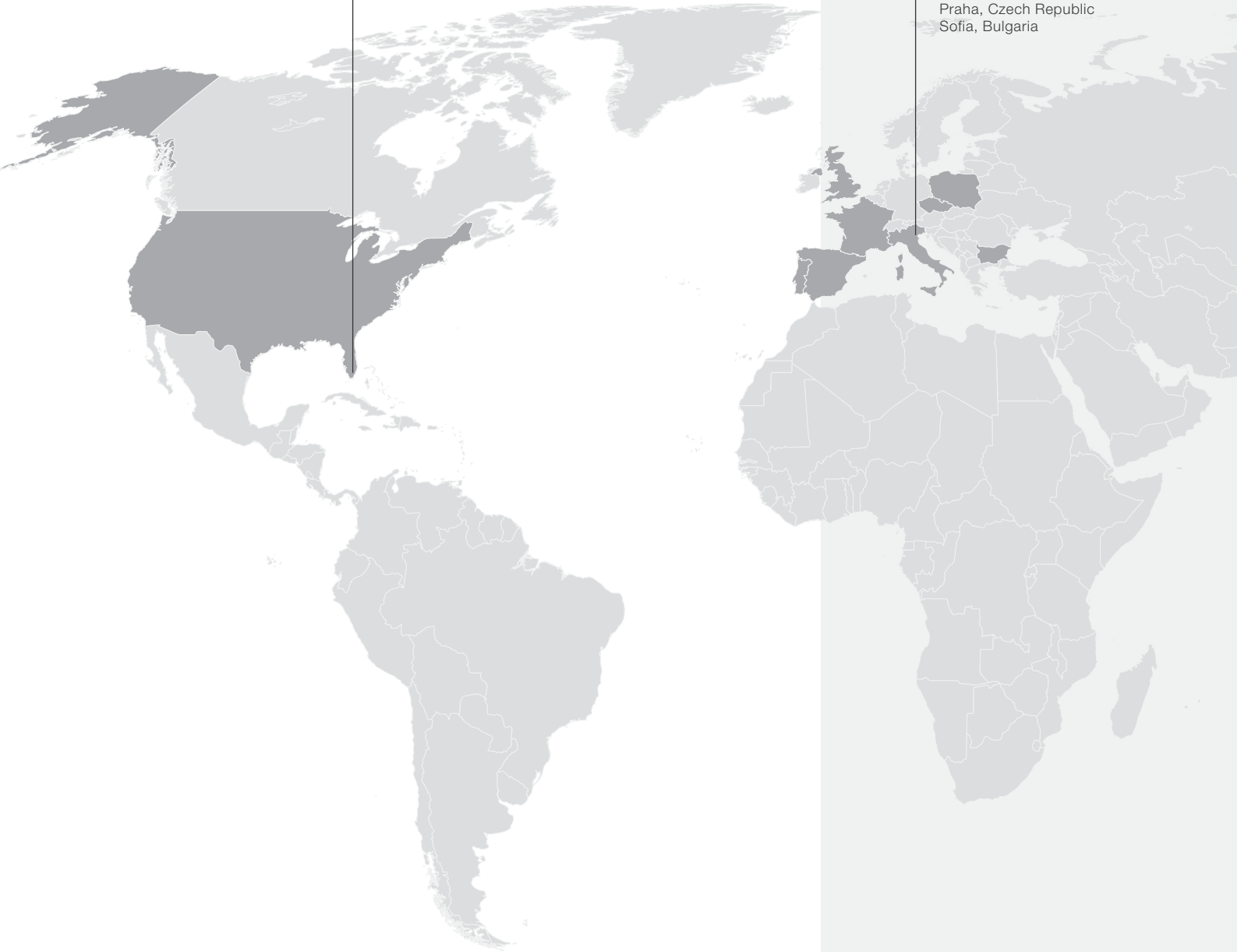
America

Miami, Florida

Europe

Sandigo, Italy (Headquarter)

Vicenza, Italy
Treviso, Italy
Saint-Priest, France
Newbury, UK
Venda do Pinheiro, Portugal
Barcelona, Spain
Czosnów, Poland
Praha, Czech Republic
Sofia, Bulgaria



In just a few years, we have taken our model of Italian excellence to the international automation sector. We have succeeded in expanding, and now we serve 110 countries worldwide through a network of distributors, specialist partners and nine foreign branches in Europe, America and India.



Asia

Bangalore, India



BENINCÀ FRANCE S.A.R.L.

Parc de Genève
240 Rue Ferdinand Perrier
69800 Saint - Priest - France
☎ +33 (0)4 72 90 80 30
✉ +33 (0)4 72 90 80 31
info@benincafrance.fr
www.benincafrance.fr



BENINCÀ NORTE S.L

Calle Aiguafreda, núm. 24,
nave 3, del Pol. Ind. "L'Ametlla Park"
08480 L'Ametlla del Vallès (Barcelona) Spain
☎ +34 93 874 87 86
✉ +34 93 874 87 86
info@benincanorte.es
www.benincanorte.es



BESIDE Ltd

102 Oborishte Str. Sofia - Bulgaria
☎ +359 29442236
✉ +359 29442256
info@beside.bg
www.beside.bg



Benincà Automation UK Ltd

Units 1-3, Wessex Business Park
Bath Road, Halfway Newbury
Berkshire RG20 8NS
United Kingdom
☎ 01488 658 276
✉ 0844 35 88 951
info@beninca.co.uk
www.beninca.co.uk



BENINCÀ CS s.r.o.

Poděbradská 56/186, 19000 Praha 9
Hloubětín - Czech Republic
☎ +420 281868814
✉ +420 266107293
info@beninca.cz
www.beninca.cz



B2U Benincà Portugal Lda

Nucleo Empresarial da Venda do pinheiro II-AC
2665-593 Venda do Pinheiro - Portugal
☎ +351 219668921
✉ +351 219668922
geral@b2u.pt
www.beninca.pt



BENINCÀ POLONIA SP. Z O.O

ul. Holenderska 1
05 - 152 Czoshów - Poland
☎ +48 227239101
✉ +48 227239099
biuro@beninca.pl
www.beninca.pl



BENINCÀ USA

Benjoy America LLC.
6357 N.W. 99th AVE
Miami FL 33178 - USA
☎ 001 - 305 - 418 0090
✉ 001 - 305 - 716 9271
beninca.usa@beninca.com
www.benincausa.com



BENINCÀ Automations Private Limited

112/1, Lalbagh Fort Road - Minerva Circle
Bangalore 560004 - India
☎ +91 8041692625
✉ +91 8041692626
info@beninca.in
www.beninca.in



BENINCÀ VICENZA

via dell'Industria, 83
36030 Sarcedo (VI) Italy
☎ 0445 362082
benincavicenza@beninca.it
www.beninca.it



BENINCÀ TREVISO



Via Tintoretto, 18
31056 Roncade (TV) Italy
☎ 0422 473029
✉ 0422 892367
info@benincatreviso.com
www.beninca.it



THE BENINCÀ GROUP

THE BENINCÀ GROUP

 benincagroup.com



The Benincà Group is made up of six companies created to respond to the specific needs of increasingly demanding markets with products that combine tradition and innovation, exploiting synergies and shared know-how. A dream has become reality to give shape to specialisation objectives that have been pursued right from the start. The group is capable of sharing skills, know-how and experience, designing solutions to improve the movement of things and people worldwide and keep them safe.



BENINCA

TECHNOLOGY TO OPEN

Automation devices for doors and gates for residential and industrial use, and traffic barriers.



CAB

MORE THAN AUTOMATION

Automation devices for shutters, hydraulic automation devices for gates, blinds and rolling shutters.



HI

MOTIONS
OPENING SOLUTIONS


Accessories for sliding gates, cantilever gates, swing gates and industrial doors.



RISE

Smart Moving

Automatic, semi-automatic and fixed bollards, turnstiles and pedestrian access points.



SAVE YOUR ENERGY

BYOU

Automation system kits for residential use for gate automation.



myone

Automatic sliding and swing doors and electronic control accessories.



CAB MORE THAN AUTOMATION



The ability to segment specialisation into specific product lines is undoubtedly a strength for CAB. Three product lines were created at the factory in Velo D'Astico: motors for shutters, hydraulic actuators for swing gates and motors for awnings and blinds. The design phase takes place in the Benincà Group R&D Department, and then the product is tested, validated and put into production at CAB. The concept of 'Made in Italy' is therefore also one of the cornerstones of this company, an indisputable strength, a factor that can make the difference together with the quality of the components. The pay-off "More than automation" conveys not only the company's intention to work for dedicated segments, but also the collection of values that come into the world through its products: passion, innovation and Italian-made quality.



HI-MOTIONS

OPENING SOLUTIONS



HI

MOTIONS

OPENING SOLUTIONS

HI-MOTIONS became part of the Benincà Group in 2009. The production of gate accessories immediately combined with the experience in the automation sector. The synergy between these two different but related fields paved the way for the development of products and solutions with high technological content designed for professional users. The range of HI-MOTIONS products comprises accessories for sliding and hinged gates, industrial doors and cantilever sliding gates. All products are made internally, with strict inspections and constant collaboration with the Benincà Research and Development office. The distinctive concept of "Made in Italy" also becomes an objective to pursue every day through the service offered and the design of customised products and systems. "Opening Solutions" sums up the corporate mission in this way: offering solutions for all types of closures, guaranteeing reliability and, above all, flexibility.



RISE SMART MOVING





RISE Smart Moving

RISE is the group member company specialised in security systems for people and objects. Through the production of bollards, turnstiles and access control systems, RISE works every day to regulate the movement of people and objects and make them safer in public, industrial or private contexts. This is an “intelligent” movement, because all this service includes high technological content. The pay-off “smart moving” is actually a promise that is confirmed day after day, also through continuous research and the development of secure systems which are simultaneously “open” and able to dialogue in every context.



MYONE AUTOMATIC DOORS



my¹one

Automatic hinged and sliding doors: MYONE is specialised in these products. The company operates in industrial and urban contexts with a product created and designed for professionals that guarantees maximum functionality through simple, intuitive access to technology. The product line has been expanded through the years, thanks to carefully contemplated investments and choices. Today, the company is able to supply a complete range of automated devices that are the result of experience, professionalism, research and design.

BENINCA[®]
TECHNOLOGY TO OPEN



1979 | 2019



AUTOMATISMI BENINCÀ SpA

Via del Capitello, 45
36066 Sandrigo (VI) ITALY

T +39 0444 751030
F +39 0444 759728

sales@beninca.com
www.beninca.com